



REVA
UNIVERSITY

Bengaluru, India

ANNUAL REPORT – 2015-16

From April 1, 2015 to March 31, 2016

Rukmini Knowledge Park,
Kattigenahalli, Yelahanka, Bangalore - 560 064
www.REVA.edu.in
Phone No: +91-080-66226622, Fax: 080-28478539

MESSAGE FROM HON'BLE CHANCELLOR



Higher Education throughout the globe has seen unpredictable transformation during recent past. Indian Higher Education is in need of radical reforms. The rise of the IT sector and higher education in India has boxed students into linear paths without giving them a chance to explore and discover their passion.

REVA University is marching forward towards preparing students as holistic citizens and providing them opportunities to discover their passion. This has been reflected in its curricular and co-curricular activities, research & innovation programs and the accomplishments of 2015-16. The adventurous spirit of our fraternity and their commitment in making a difference continue to distinguish REVA and draw students to our University. With scholars in various disciplines working together and thinking about how we can teach and learn better, we want our students to become leaders in every field.

Our alumni, parents, and well-wishers continue to be extraordinarily supportive of the work done by our faculty members and students. The information contained in this First Annual Report demonstrates that we will continue our march towards creating a better future for the youth of our nation.

I am happy that the University is bringing out the Annual Report for the year 2015-16 as a reflection and documentation of the gist of happenings in terms of Administration, Academic and other activities.


I look forward to seeing new endeavor, witnessing and achieving greater heights of success.

With Best Wishes

Dr. P Shyama Raju
Chancellor

RUKMINI EDUCATIONAL CHARITABLE TRUST

CHAIRMAN



Dr.P.Shyama Raju

TRUSTEES



Shri.Bhaskar N Raju



Smt. Arathi B Raju



Shri.Umesh S Raju



Smt. Tanisha U Raju

C O N T E N T S

Sl. No.	Particulars	Page
	Message from the Chancellor	01
	Rukmini Educational Charitable Trust – Board of Management	02
	Executive Summary	08
	Our Vision	13
	Our Mission	14
	Objectives	15
1	Academic Programs	16
2	Research and Development a. Preamble b. Foreign delegates visited REVA University c. Memorandum of Understanding d. PhD Admissions	19
3	Faculty Affairs	25
	a) Gender wise Teaching and Non-Teaching Staff	25
	b) Category wise Teaching and Non Teaching Staff	26
	c) Region wise Teaching and Non Teaching Staff	26
	d) Faculty wise Teaching Staff	27
	e) Designation wise Faculty Members	27
	f) Qualification wise Faculty Members	28
	g) Research Guidance for PG Dissertation	28
	h) Academic Accomplishments of Faculty Members	29
4	Student Affairs	31
	a) Program wise students admitted – 2015-16	31
	b) Gender wise admissions for UG, PG and PhD	33
	c) Admissions through CET Vs University for UG & PG Programs	34
	d) Region wise distribution of students admitted - 2015-16	38
	e) Gender wise & Faculty wise distribution of students admitted - 2015-16	39
	f) Performance of I st Batch students in Second Semester Degree and PG Degree Examinations held during May/June-2015	41
	g) Performance of I st Batch students in Third Semester Degree and PG Degree Examinations held during Nov/Dec-2015	42
	h) Performance of II nd Batch students in First Semester Degree and PG Degree Examinations held during Nov/Dec-2015	44

	i) Scholarships to students	46
	j) Sports Activities	47
	k) Cultural Activities	51
	l) Career Counseling, Training and Placement <ul style="list-style-type: none"> i. Objectives ii. Placement Verticals iii. Infrastructure iv. Placement Pre-process v. Placement process vi. Training process vii. Placement highlight, 2015-16 	53
	m) Health Care Centre	60
	n) University Brand Store: Pride Forever	60
	o) Food Court	61
	p) Transportation	61
5	Collaborations and Corporate Relations <ul style="list-style-type: none"> a. Preamble b. Skill Development Centre <ul style="list-style-type: none"> i. Vision ii. Mission iii. Identified Modes of Engagements iv. Collaborations and Training Partners v. Industry Partners vi. Workshops conducted c. Lab Establishment, 2015-16 d. Community Outreach Programs under National Digital Literacy Mission 	62
6	Infrastructure Development	66
7	Central Library <ul style="list-style-type: none"> a. Library Resources b. Library Services c. Library Staff d. Expenditure on library resources 2014-15 	74
8	Computer and Information Technology Division	76
9	University Events: Highlights of the Year	78
10	University Governance	81
	Board of Governors	81
	Board of Management	82
	Finance Committee	83
	Academic Council	84
	Research and Innovation Council	86

	Internal Quality Assurance Cell (IQAC)	87
11	University Officers	88
12	Meetings of the Authorities	89
13	Statutes and Regulations approved by the Authorities during the year 2015-16	90
14	Summary of Accounts	91
	Some select photo snaps of Infrastructure and Events	97

Sl. No.	Tables	Page
1.	Academic Programs offered in REVA University	18
2.	Foreign Delegates visited REVA University	19
3.	Resource persons of Workshop on Leveraging B Tech Program into Complimentary Graduate fields.	20
4.	Research Projects undertaken & Proposals submitted	21
5.	Research Guidance – PG dissertations	28
6.	Academic Accomplishments of Faculty Members	30
7.	Program wise Intake of seats vs Admission Status, 2015-16	31
8.	Admission through CET vs University during 2015-16	34
9.	Region wise distribution of students admission to various programs during the year 2015-16	38
10.	Gender-wise and Faculty wise distribution of Students admitted 2015-16	39
11.	Performance of 1 st batch, II nd Semester students in Degree & PG Degree examinations during - May/June 2015	41
12.	Performance of 1 st batch, III rd Semester students in Degree & PG Degree examinations during the year Nov/Dec 2015	42
13.	Performance of II nd batch, Ist Semester students in Degree and PG Degree Examination, Nov/Dec, 2015	44
14.	Program wise placement details of students during 2015-16	56
15.	Placement Statistics: Engineering Branches (UG) 2015-16	57
16.	Placement Statistics : Non Engineering Degree Programs (UG) 2015-16	58
17.	Placement Statistics: Post Graduate Programs 2015-16	59
18.	Physical Resources	67
19.	Auditoriums/ Seminar Halls	68
20.	Hostels and Quarters	68
21.	Events organized during the Academic Year 2015-16	78

Sl. No.	Figures	Page No.
1.	UG, PG & Ph. D Programs	17
2.	Faculty wise Programs	17
3.	Ph. D Admissions	22
4.	Discipline-wise Ph. D Admissions (2015 - IInd Batch)	23
5.	Ph. D Guides & Scholars (2015 – IInd Batch)	23
6.	Gender wise distribution of Doctoral Candidates	24
7.	Guide wise distribution of Ph. D Scholars	24
8.	Teaching vs. Non-Teaching	25
9.	Gender wise Teaching & Non-Teaching	25
10.	Teaching vs Non-Teaching Category wise	26
11.	Region wise Teaching and Non-Teaching Staff	26
12.	Faculty wise Teaching Staff	27
13.	Designation wise Teaching Staff	27
14.	Qualification wise Teaching Staff	28
15.	Research Guidance to PG students dissertation	29
16.	Research Publications	30
17.	Intake vs Admissions	32
18.	Total No. of UG, PG & Ph. D students admissions during 2015-16	33
19.	Gender wise distribution of Admissions	33
20.	CET vs University Admissions: B Tech	35
21.	Students Admission vs Intake of Faculty of Engineering and Technology	35
22.	Students Admission vs Intake of Commerce & Management Studies	36
23.	Students Admission vs Intake of Science & Technology	36
24.	Students Admission vs Intake of Arts & Humanities	37
25.	Students Admission vs Intake of Architecture	37
26.	Students Admission vs Intake of Legal Studies	37
27.	Region wise Students Data	39
28.	Gender wise Students Data	40
29.	Faculty wise Gender distribution of students	41
30.	Performance of UG students of Ist Batch – III Sem Nov/Dec, 2015	43
31.	Performance of PG students of Ist Batch – III Sem Nov/Dec, 2015	43
32.	Performance of Ist Semester, IInd Batch UG students in the Examinations, Dec, 2015	45
33.	Performance of Ist Semester, IInd Batch PG Engineering students in the Examinations, Nov/Dec, 2015	45
34.	Scholarships	46
35.	Placement details for the Year 2015-16	46

Executive Summary

REVA University started its academic activities by offering 15 PG & UG programs with 1261 students in 2014-15. Raising both in the number of programs and students admissions to 24 and 2948 respectively in the year 2015-16 in Engineering, Science & Technology, Commerce & Management Studies, Arts & Humanities, Architecture and Legal Studies, the University is marching forward. The total number of students of both the years (2014-15 & 2015-16) together thus is 4209. Out of total 2948 students admitted during 2015-16, there are 2517 Under Graduates and 431 Post Graduates. There are 2131 (72.29%) male students and remaining 817 (27.71%) female students.

The University also initiated research leading to Ph D and currently 186 scholars are registered for Ph D degree in 18 disciplines of whom 76 have registered during 2014-15 and 110 in 2015-16. Since its inception REVA University has Christianized its Vision to become an innovative University by developing excellent human resources with leadership qualities, combined with ethical and moral values, research cultural and innovative skills through higher education of global standards. To achieve this, the University has set its Mission and Objectives in tune with the vision it has crystallized. Research at REVA University has been recognized as one of the primary activity and therefore, from the inception the Research and Innovation Council headed an experienced Senior Professor has been established. This division aims to continuously liaise with various funding agencies, R & D Institutions, Industries and Faculty Members of the REVA University to undertake innovative, cutting - edge research. The University is striving to create an ambience for research culture among faculty members, research scholars and the student community and encouraging to undertake research projects by providing top-up grants as and when required. It has also facilitated an INSA Senior Scientist Prof. H Junjappa to set up a synthetic organic chemistry lab to carry out core research activities in Heterocyclic and Aromatics. Majority of senior faculty members have been engaged in interdisciplinary/multidisciplinary research, collaborative works involving their juniors and students and thereby making the campus vibrant and conducive for research and research related activities. These efforts have resulted in completing 4 funded projects worth of nearly Rs. 43 lakhs and submission of 9 project proposals worth of about Rs. 1.50 crores to various funding agencies. It also resulted in successful interaction with scientists and experts in various fields including visit of foreign delegates to the University to keep abreast of latest developments in respective fields and exchange ideas for development activities. It further helped to enter into MoU with Trine University, USA, Oklahoma University, USA, University of Alabama, USA and Seneca University, Canada.

The University has presently 211 faculty members and 157 non-teaching staff. Out of 211 Faculty members, 53.33% are male 46.67% are female faculty members. Among non-teaching 70% are male and 30% are female staff. While there are 48% faculty members belonging to GM, 40% are OBC, 9% are SC and 3% belong to ST categories. Among non-teaching staff 17.2% belong to GM, 63.05% belongs to OBC, 14.65% SC and 5.1% ST categories. There are 71.43% faculty members from

Karnataka and 28.57% from other States spread over the entire country. Among non-teaching 71.34% are from Karnataka and remaining 28.66% are from other states.

Among 211 Faculty Members 23 are Professors, 22 are Associate Professors, 151 are Assistant Professors and remaining 15 are Teaching Associates. Among the total Faculty Members 4 are Post Doctorates, 66 are Doctorates, 75 are pursuing research leading to Ph D, 31 have M Phil, 10 have PG Degree with NET, SET / GATE qualifications and remaining 24 are post graduates. Engineering is the dominant Faculty comprising of 2044 students admitted to various UG and PG programs during the year with 122 faculty members followed by the Faculty of Science & Technology with 41 Faculty Members, Commerce & Management with 25 Faculty Members, Arts & Humanities with 12 Faculty Members, Architecture and Legal Studies with 6 & 5 Faculty Members respectively. Most of the teachers are guiding research candidates leading to Ph D. Many teachers have engaged in research and undertaken funded projects and further 11 have been recognized with academic awards by Professor Bodies. As a result of this the Faculty Members have 164 publications in National and International Journals most of them being peer reviewed journals, 105 candidates have been successfully guided for award of Ph D degree and 134 PG Projects. Further 38 Faculty Members have participated and made presentations in National and International Conferences and Seminars and also have received best paper presentation awards and 55 Faculty Members have just participated in various conferences and seminars.

There are 1213 UG students (including 302 students admitted to B Tech programs under lateral entry scheme) and 202 PG students appeared for third semester examinations held in Nov / Dec, 2015. The pass percentage of UG Students varies between 54.45 % to 81.05% among various programs and the percentage of passing in Masters' degree programs is almost 100% in all programs. Along with 3rd semester of 2nd batch students, the first semester examinations of 2nd batch students we also held during Nov / Dec, 2015. The pass percentage of 2nd batch first semester UG Students varies between 47.76% % to 93.94% among various programs and the percentage of passing in Masters' degree programs is almost 100% in all programs except MS in Computer Science, MBA, M Com, M Tech in VLSI and, M Tech in Transportation Engineering, wherein the pass percentage varies from 66.67% to 96.97%. REVA University has introduced scholarships to poor students studying in various programs and the performance of these students is good. The amount of scholarship given by the university during the academic year 2015-16 is Rs. 63.76lakhs. That apart, students have received nearly Rs. 246 lakhs in the form of scholarships from various departments of Government of Karnataka. These include the Social Welfare department, Technical Education department, Other Backward Classes department and Karnataka Minority Development Corporation of the Karnataka.

REVA University full-fledged students counseling, training and placement centre headed by a Senior Professor and supported by well trained training team, the students are given aptitude and technical skills training apart from their subject knowledge and skills in practical aspects. Regular online assessment is conducted to test the skill level of the students and two weeks finishing School training

is provided to equip students with a advanced approaches to problem solving and analytical thinking and also other soft skills expected by the industries. Many companies including TCS, Wipro, HCL and other multinational companies have placed out students through campus selections.

The University has entered into MoUs with many Universities, Premier Institutions and Industries to collaborate with these Universities and Industries for teachers and students exchange programs, joint academic programs, joint funded research projects, training and placement of students etc. To mention a few: Oklahoma State University, USA, Western Connecticut University, USA and Alabama University, Huntsville, USA, IBM, Oracle Limited, Texas Instruments, Nokia University Relations, Synopsys, EMC², VMWare, SAP, Apollo, Augur. REVA also has collaborations with training partners, such as AITMC, NASSCOM, NSDC, Electronic Sector Skill Council, Telecommunication Sector Skill Council and others. The University has conducted many training programs continuously including training in National Digital Literacy Mission.

REVA Management has given foremost importance for infrastructure and has developed infrastructure of International standards. The REVA campus known as Green campus its administrative building with built up area of 80550 sqft. is certified as “LEED India NC PLATINUM – 2013” by IGBC. The total built up area as on 31st March, 2016 is 1767460 sq.ft consisting of 4 academic buildings 1 administrative building, 1 library, 4 boys hostels, 2 girls hostels, 1 faculty apartment, 1 guest house and officers quarters. That apart the University has 1 auditoria with 1200 seating capacity, 2 amphi theatres – one with 2500 seating capacity, the other one with 3500 seating capacity and one open air theatre with 10,000 seating capacity. The seating capacity of seminar halls vary between 90 and 300 seats. There are 216 classrooms, 72 laboratories, 14 seminar halls, 20 Directors Chambers, 252 Teachers cabins and nearly 2025 computers. The campus has 24 x 7 uninterrupted electricity and water supply with a power back up of 1000 KVA. The four boy’s hostels will accommodate 2800 students and 2 girls hostels provide accommodation to 1200 girl students. The REVA campus has well equipped sports state-of-the-art facilities for both Indoor and Outdoor sports activities. It also has independent health centre headed by full time resident doctor and supported by paramedical staff. The medical facilities available 24 X 7 to attend medical emergencies. The University has also tie-up with nearby hospitals and has also extended health insurance facilities for the students.

REVA University Central Library is housed in an independent building with a carpet area of 3,316 Sq. mtrs. The fully air conditioned library has 800 seating capacity is kept open from 8.00 am to 12.00 midnight. It possesses huge collection of 60,299 print books, 13,000+ e-books and nearly 22,000 e-journals. The library also has audio visual lab that facilitates students to view videos of all programs / courses brought out by the NPTEL through NPTEL’s E-Vidya Media Streaming System. Computer and Information Technology Division has incorporated business applications and has deployed VMware technology for all its applications. The division maintains modal server, ERP

server, Tally Server, OS ticket, Firewalls, NFS server, Antivirus servers and such other IT facilities in the campus. The campus has fully Wi-Fi facility.

REVA University conducts variety of events on different occasions throughout the year to inculcate students moral and ethical values among students and also for their overall development personality. Some of these programs celebration are Independence Day, Republic Day, Teachers Day, Ethnic day, World Biofuel Day, Karnataka Rajyotsava, International Women's day, National Youth day, National Education day, Founders day, Engineers day and so on. During these events great personalities from different fields who have made their mark in their respective areas of service are invited and students and teachers are given opportunity to interact with such achievers. Students, teachers are felicitated on these occasions. REVA University has instituted awards and prizes to recognize the services of teachers, researchers, journalists, scientists, entrepreneurs, social workers, sports persons and others who have contributed richly for the development of the society and progress of the country. One of such award instituted by REVA University is 'REVA Life Time Achievement Award' to be awarded to successful personalities who have made mark in their field of service. This award is presented on the occasion of the **"Founders' Day Celebration"** of REVA University in presence of dignitaries, faculty members and students gathering. The first **"REVA Life Time Achievement Award"** for the year 2015 has been awarded to Shri. Kiran Kumar, Chairman ISRO on the occasion of Founder's Day Celebration, 6th January, 2016. Hon'ble Chancellor introduced a special feature under the title **"REVA Summit"** with an objective of taking all the senior officers and various school directors outside the University campus and to have one day brain storming session on certain issues of concern for the development of the University. The First REVA Summit – 2015 was held on 30th October, 2015 at Hotel Clarks Exotica, Bengaluru. One full day deliberation from 9.00 am till 9.00 pm on 30th October, 2015 at Hotel Clarks Exotica including presentations by all the directors of schools and heads of administrative and service units resulted in as many as 42 decisions with the set target for implementation. These decisions became pathway for implementation for overall progress of the University and welfare of the students and teachers. Another important move that the Hon'ble Chancellor introduced during the year is to plan and conduct all the programs during the year on specific theme. The theme for the year 2015-16 was **"Science, Technology and Society"**. All programs conducted during the 2015-16 were based on Science, Technology and Society. Another important feature of REVA University is **"REVAMP"** conducted every year. The event not only gives opportunities to students of REVA but also students of other Universities and Colleges. During three days of this mega techno – cultural and sports extravaganza held from 31st March to 2nd April 2016, students participated in debates, Quizzes, Group discussion, Seminars, exhibitions and variety of cultural events. Mr. Praveen Godkhindi, a noted Flutist and Ms. Umashree, Hon'ble Minister for Women and Child Welfare and Kannada & Culture of Govt. of Karnataka were the Chief Guests on the occasion. The best performers in various competitions may recognized and felicitated

by awarding them prizes. One more important event is Shubha Vidadaya, - Graduation Day was held on 6th June, 2015 for the final year students of all the programs, wherein, the outgoing students were felicitated and were addressed by Dr. K.Kasturirangan, Former Chairman, ISRO and an eminent space Scientist. During this occasion, the students who had achieved top ranks and won medals and prizes in academic, cultural and sports activities were also recognized by distributing awards and prizes. The physical education department conducted throughout the year regular **yoga** classes everyday to students, faculty members, administrative staff and their family members. The department also organized special yoga camp of 21 days from June 1st to June, 21st 2015 for villagers around. It also organized International Yoga Day on 21st June, 2015. Prof. Krishna Bhat, former Professor and Head of the Department of Yoga Studies, Mangalore University was the Chief Guest. During this event more than 500 students and local public participated in performing various types of Yoga.

OUR VISION

**“REVA University aspires to become an innovative university
by developing excellent human resources with leadership
qualities, ethical and moral values, research culture and
innovative skills through higher education of global standards”**

OUR MISSION

- (1) To provide student-centric learning environment through innovative pedagogy and educational reforms.
- (2) To create excellent infrastructure facilities and state-of-the-art laboratories and incubation centers;
- (3) To encourage research and entrepreneurship through collaborations and extension activities;
- (4) To promote industry-institute partnerships and share knowledge for innovation and development;
- (5) To organize society development programs for knowledge enhancement in thrust areas; and
- (6) To enhance leadership qualities among youth and enrich personality traits and promote patriotism and moral values;

OBJECTIVES

1. Creation, preservation and dissemination of knowledge and attainment of excellence in different disciplines.
2. Smooth transition from teacher - centric focus to learner - centric processes and activities.
3. Performing all the functions of interest to its major constituents like faculty, staff, students and the society to reach leadership position.
4. Developing a sense of ethos in the University, community, making it conscious of its obligations to society and the nation.
5. Accepting the challenges of globalization to offer high quality education and other services in a competitive manner.

1. ACADEMIC PROGRAMS

REVA University started offering academic and research programs from the academic year 2014-15. The University admitted students for 11 UG Programs, 13 PG programs and registered candidates to pursue PhD in 18 disciplines under Faculty of Engineering and Technology, Science and Technology, Commerce and Management Studies and Arts & Humanities. And there are 5 UG programs and 8 PG programs under Faculty of Engineering & Technology the Faculty of Science and Technology has 1 UG and 2 PG programs, the Commerce and Management has 2 UG and 2 PG programs, Legal Studies has 2 programs, Arts and Humanities has only 1 PG program and Architecture also has 1 UG program. The UG programs in Engineering & Technology include: B Tech in Civil Engineering, Computer Science Engineering, Electronics and Communication Engineering, Mechanical Engineering and Electrical and Electronics Engineering; and the PG programs are: M Tech in Advanced Embedded Systems, Advanced Power Electronics, Computer Aided Structural Engineering, Computer Science & Engineering, Machine Design and Dynamics, Transportation Engineering and Management and VLSI & Embedded Systems. The programs offered under Faculty of Science & Technology include: BCA, MCA and M Sc in Computer Science. 2 Under Graduate programs offered under Faculty of Legal Studies are BA LLB and BBA LLB of five years duration. B Arch and MA in English are offered under Faculty of Architecture and Faculty of Arts & Humanities respectively. The 18 disciplines the candidates have registered for PhD include: Ph D in Civil Engineering, Computer Science and Engineering, Electrical Engineering, Electronics & Communication Engineering, Mechanical Engineering, Commerce, Management Studies, Chemistry, Bio-Chemistry, Biotechnology, Mathematics, Physics, Library & Information Science, Kannada, English, Hindi, Education, and Economics.

UG, PG and Ph D Programs

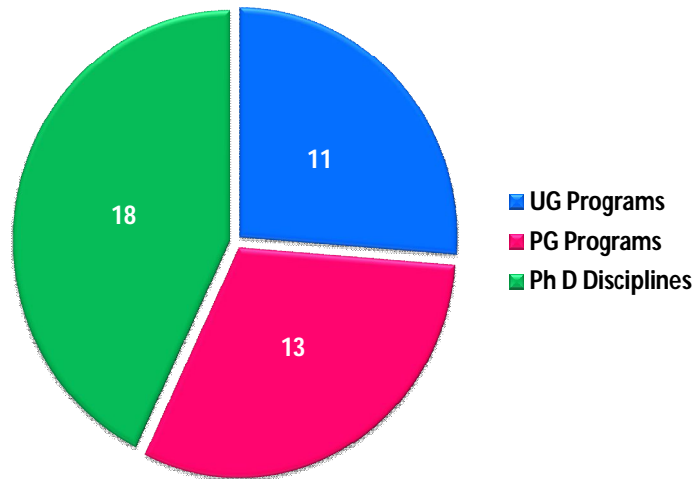


Figure 1

Faculty-wise Programs

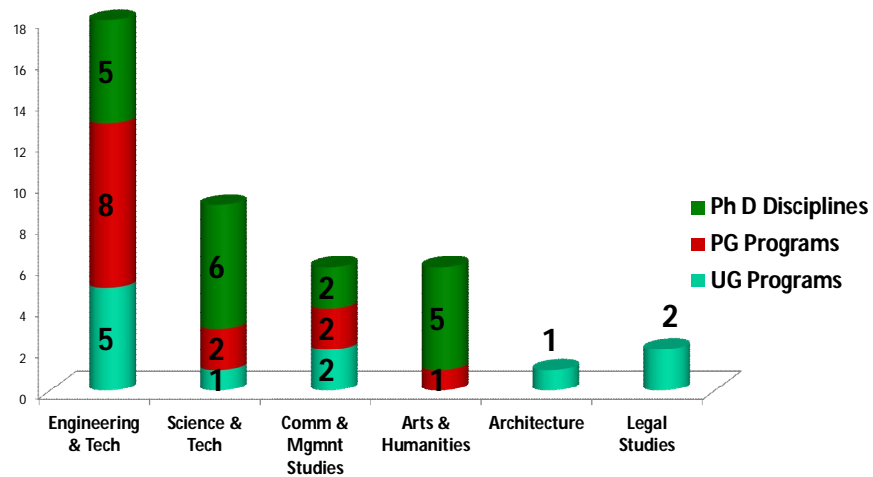


Figure 2

Table-1
Academic Programs Offered by REVA University

Sl. No.	Programs / Courses	Duration
1.	B Tech in Civil Engineering	4 years
2.	B Tech in Computer Science Engineering	4 years
3.	B Tech in Electronics & Communication Engineering	4 years
4.	B Tech in Mechanical Engineering	4 years
5.	B Tech in Electrical and Electronics Engineering	4 years
6.	B Arch	5 years
7.	BCA	3 years
8.	B.Com – (Industry Integrated)	3 years
9.	BBA – (Industry Integrated)	3 years
10.	BA LLB	5 years
11.	BBA LLB	5 years
12.	M Tech in Advanced Power Electronics	2 years
13.	M Tech in Computer Aided Structural Engineering	2 years
14.	M Tech in Computer Science Engineering	2 years
15.	M Tech in Data Engineering and Cloud Computing	2 years
16.	M Tech in Machine Design and Dynamics	2 years
17.	M Tech in Transportation Engineering and Management	2 years
18.	M Tech in VLSI and Embedded Systems	2 years
19.	MBA	2 years
20.	M Com	2 years
21.	MCA	3 years
22.	M S in Computer Science (in association with University of Alabama, Huntsville, USA)	2 years
23.	MA in English	2 years
24.	PhD in all disciplines	-

2. RESEARCH AND DEVELOPMENT

a. Preamble

Research at REVA University has been recognized as the primary activity to enhance teaching-learning process, and also to develop a unique identity as a university that has committed itself to address societal issues through application of Science and Technology. The Research and Innovation Council headed by an experienced senior professor aims to continuously liaise with various funding agencies, R&D institutions, industries and faculty members of REVA University to facilitate for undertaking innovative cutting-edge research.

REVA strives to create an ambience for research culture among faculty members, research scholars and the student community. Majority of Faculty members have been engaged in sharing research related experiences, interdisciplinary/multidisciplinary collaborative work, appreciating research contributions of fellow colleagues thereby making the campus vibrant and conducive for research and research related activities. The university encourages establishment of research facilities in the campus and provides top-up grants as and when required.

REVA has made a modest beginning in research with the support of dedicated faculty members and research scholars, and has set an ambitious vision of becoming one among the best of universities which cater to societal needs. It has initiated research in 18 disciplines under Engineering, Science & Technology, Commerce, Management Studies, Education and Arts & Humanities. It has also facilitated an INSA Senior Scientist Prof. H Junjappa to set up a synthetic organic chemistry lab to carry out core research activities in Heterocyclic and Aromatics. The Research & Innovation division of the university always maintains interaction with scientist and experts in various fields to keep abreast of the developments in recent past and exchange ideas for developmental activities. Some of the foreign dignitaries who visited the university in context with research, development and collaboration are listed here under:

b. Foreign Delegates visited REVA University

Following delegates visited the university in connection with establishing collaborations to start joint academic programs, undertake joint research projects, taken up faculty and student exchange programs

Table-2
Foreign Delegates visited REVA University

Sl.No.	Name & Designation	Address
1	Ms. Lisa Beauchene Student Recruitment Specialist	UNM Anderson School of Management, University of New Mexico
2	Christopher W. Maund Associate Dean,	Saint Martin's University

3	Wendy Penha, Admissions & International Student Manager	NSU – Huizenga University of Business, Nova Southeastern University
4	Gretchen Huwe Associate Director	University Honors Program St. Cloud State University
5	Ms. Sheela Thyagaraj Director,	International Knowledge Center, Bangalore
6	Ms. Suman Nayak, Manager	The International Knowledge Center, Bangalore
7	David Colbert Executive Director	International Admissions , Trine University

A delegation from reputed US Universities visited REVA UNIVERSITY on Saturday, 3rd September 2016 for meeting with Chancellor and other dignitaries of REVA UNIVERSITY to various opportunities. The delegation interacted with students of REVA University and provided a comprehensive review of alternative opportunities for engineering graduates through a workshop on ***“Leveraging B-Tech Program into complimentary graduate fields”***.

The workshop was attended by more than 250 students across various disciplines.

The details of Resource Persons who visited and interacted with the students and faculty members are provided below:

Table - 3

Resource Persons of Workshop on *Leveraging B-Tech Program into Complimentary Graduate Fields*

Sl. No.	Description
1	Embry-Riddle Aeronautical University - Dr. Aaron Clevenger, Dean, International & Graduate Admissions
2	University of California, Irvine - Extension- Jessica Stern
3	Southern Methodist University - Lyle School of Engineering - Mickey Saloma, Assistant Dean
4	Rochester Institute of Technology - Katie Beczak, Assistant Director, Graduate Enrollment
5	Willamette University - Matt Alex, Assistant Director of Admission
6	St. John’s University - Robert Medrano, Director of Domestic and International Graduate Admission
7	University of Pennsylvania Graduate School of Education - Kervin Pillot, Director of Admissions
8	Hofstra University - Andrew White, Senior Associate Director of Graduate Business

c. Memorandum of Understandings

REVA University has recently entered into MoU with following universities / institutions

- a. TRINE UNIVERSITY – USA
- b. Oklahoma State University
- c. University of Alabama
- d. Seneca University Canada

Table-4

Research Projects Undertaken and Proposals Submitted

Sl. No.	Name of the Faculty	Description of the project	Funding agency	Amount	Status
Projects under progress and completed					
1.	Prof. Shaktivel Kandaiah	Electrochemical preparation of Nano- structured Narrow Band Gap Inorganic-organic Hetero-junctions for Photo-electrochemical Hydrogen generation.	DST-SERB, Govt. of India	21.28 lakhs	First Installment released
2	Dr. Mrinal Sarvagya	Iterative Receiver Design for under water communication using MIMO-OFDM, channel estimation, and efficient modulation schemes	Naval Research Board (DRDO)	21.06 lakhs	Released of 1 st installment – project ongoing
3	Dr. B P Divakar	A Low Cost monitoring using e-health sensor and Embedded System Boards	VGST, GoK	Rs.30,000/-	Completed on 31.07.2015
4	Mr. Vasanth Kumar K.L.	Performance and emission characteristics of ic engine with chicken fat biodiesel	KSCST	Rs. 7000	Under progress and expected to complete by August 2016
Project proposals submitted					
5	Mr. Ananda Shankar A	Identification of Biological Specimens Using Crowd Sourcing	VGST	Rs.40,000/-	Submitted on 06.10.2015
6.	Ms. Shilpa Chaudhari	Centre for Training and Development in Cyber Security	VGST	Rs. 30 lakhs	Submitted on 07.10.2015
7.	Mrs. Vani Krishnaswamy	Establishment of Underwater Acoustic Sensor network Information System Lab	VGST	10lakhs	Submitted on 21.11.2015
8.	Mr. Manjunath R Kounte	Design, Implementation and Evaluation of Neuro-morphic Vision Systems using Computational Cognitive Neuroscience	CSRI, DST, New Delhi	Rs. 17.2 Lakhs	Submitted on 30.06.2015
9.	Mr. Sudarshan K M	Center for VLSI training	CIST Level-1	40Lakhs	Submitted in Sept 2015
10.	Ms. Sugandha Saxena	Center of Excellence for High Efficiency Photovoltaic Cell	VGST	60.Lakhs	Submitted on 06.10.2015
11.	Dr. K Munirathnam	Spectroscopic properties of rare earth ions doped phosphors for	VGST	4Lakhs	Released on March 2015

		W-LED applications			
12.	Mr. Prakash Babu D	Low cost synthesis of nano phosphors for WLED applications	GST	4 Lakhs	Submitted on August 2015
13.	Dr. B P Divakar	Comparison of real time and emulated (simulated Hardware) wind turbine for system performance, power quality & MPPT	K-FIST, VGST	14 Lakhs	Submitted on 10.10.2015

d. Ph D Admissions:

The Research programs commenced in REVA University from the year 2014. The research candidates were selected after conducting the entrance test and interview as per the UGC Regulations and based on the guides available in the different subjects. 76 research candidates were given provisional registration and the course work of six months was conducted. The regular registration for these candidates was considered after their successful completion of the course work and the presentation of synopsis before the Doctoral committee of respective disciplines. Their research progress is being monitored regularly. 110 research scholars in the second batch were admitted during 2015 and they also underwent six months course work. They have been given regular registration after their successful completion of the course work and the presentation of synopsis before the Doctoral Committee of respective disciplines. Their research progress is also being monitored regularly. The figure presented below depicts the admission status of research scholars 2015. The discipline wise distribution of research scholars admitted during 2015 and gender wise distribution of scholars is also provided in the succeeding figures.

Ph D Admissions

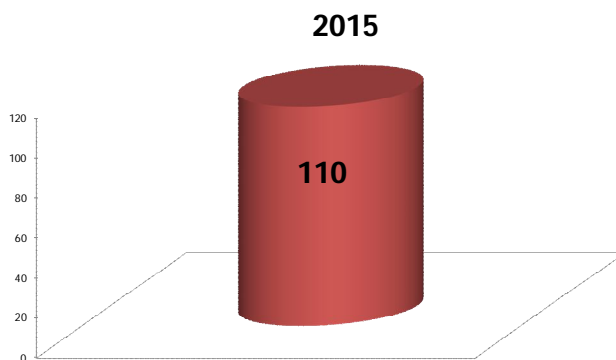


Figure 3

Discipline-wise Ph D Admissions (2015 – 2nd Batch)

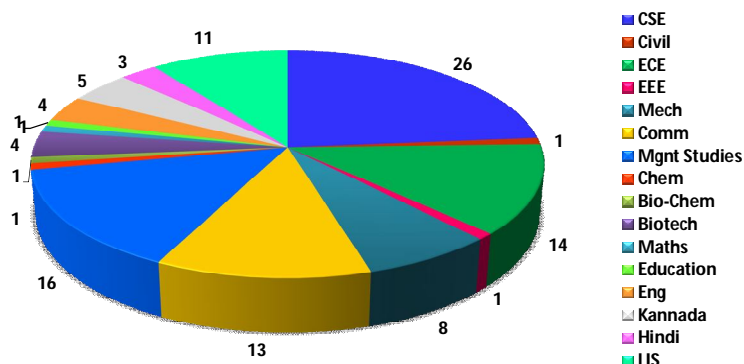


Figure 4

Ph D Guides & Scholars (2015 -2nd Batch)

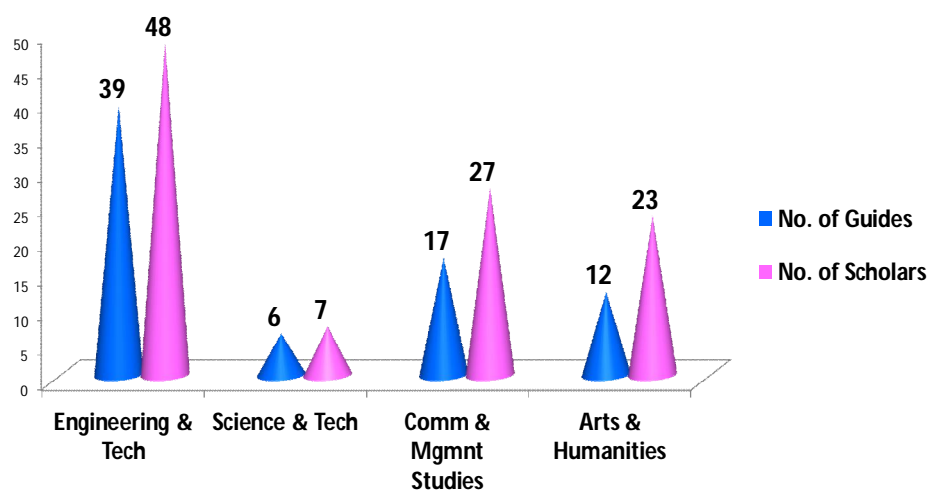
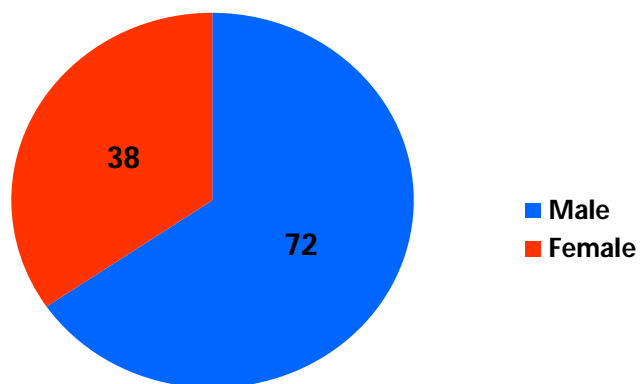


Figure 5

Gender-wise Distribution of Doctoral Candidates



2015

Figure 6

Guide-wise distribution of Ph D Scholars

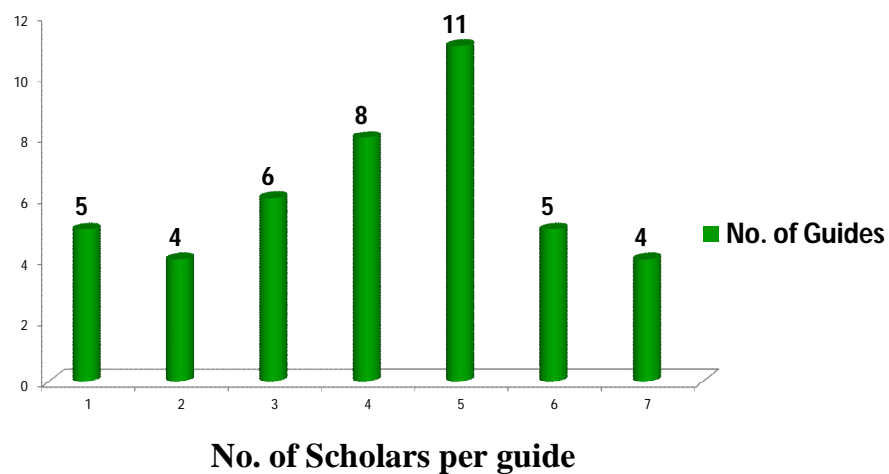


Figure 7

3. FACULTY AFFAIRS

a) Gender wise Teaching and Non-Teaching staff:

The University has 210 faculty members and 157 non-teaching staff as on 31st March, 2016. Out of 210 faculty members 112 are male and remaining 98 are female faculty members representing 53.33% and 46.67% respectively. From among non-teaching, 110 are male and 47 are female representing 70% and 30% respectively.

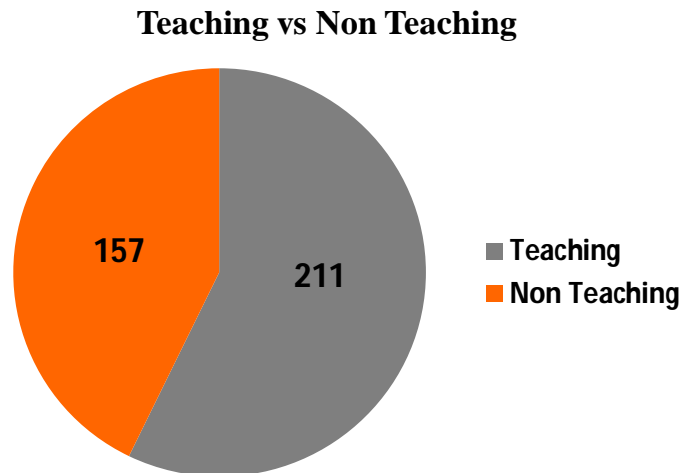


Figure 8

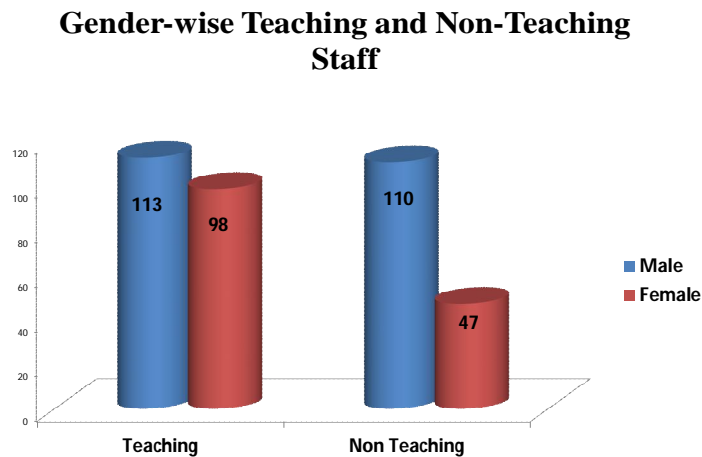


Figure 9

b. Category wise Teaching and Non-Teaching Staff

Category wise representation of faculty members presented in figure 11 depicts that 101 teachers belong to GM, 84 teachers to OBC, 19 teachers to SC and 6 teachers to ST categories. They represent 48%, 40%, 9% and 3% respectively. Among non-teaching 27, (17.20%), belong to GM, 99 (63.05%) to OBC, 23 (14.65%) to SC and 8 (5.10%) ST Categories.

Teaching vs Non Teaching Category wise

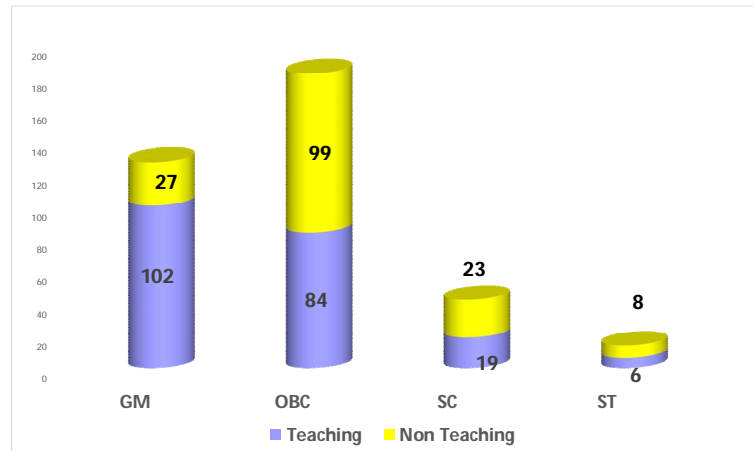


Figure 10

c. Region wise Teaching and Non-Teaching staff:

Figure-12 exhibits region wise teaching and non-teaching staff. There are 150 faculty members belonging to Karnataka and remaining 60 are Non-Karnataka are representing 71.43% and 28.57% respectively.

Region-wise Teaching and Non-Teaching Staff

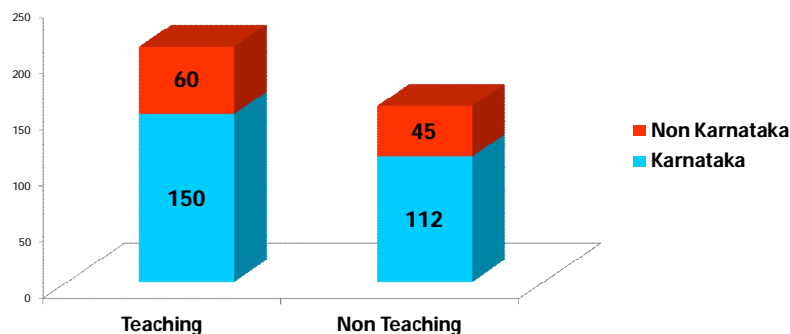


Figure 11

d. Faculty wise Teaching Staff:

REVA University has 6 faculties, namely, Engineering and Technology, Commerce and Management, Science & Technology, Arts & Humanities, Architecture, and Legal Studies. Out of 210 faculty members 121 representing 57.61% of the total belong to Engineering and Technology faculty, 25 representing 11.9% belong to Commerce & Management faculty, 41 representing 19.53% are from Science & Technology, 12 (5.72%) are from Arts & Humanities faculty, 6 (2.86%), and 5 (2.38%).

Faculty wise Teaching Staff

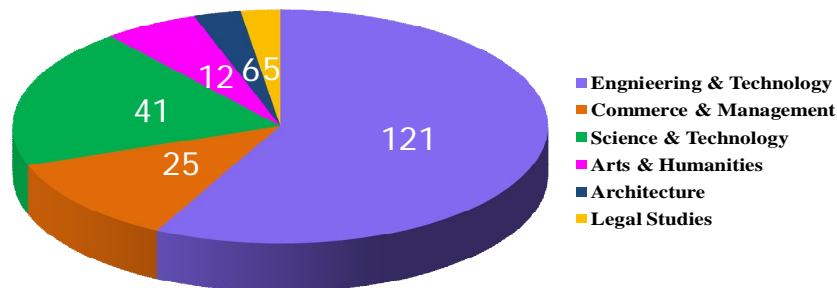


Figure 12

e. Designation wise distribution of Faculty Members:

The Designation wise distribution of faculty members (figure-14) shows that 22 are Professors, 23 are Associate Professors, 150 are Assistant Professors and remaining 15 are Teaching Associates. They represent 10.48%, 10.95%, 71.43% and 7.14% respectively

Designation-wise Teaching Staff

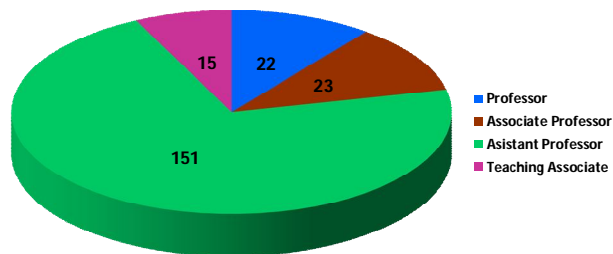


Figure 13

f. Qualification wise Faculty Members:

Among 210 faculty members 4 (1.9%) are Post Doctorates 66 (31.43%) are PhD holders, 75(35.71%) are Pursuing PhD, 31(14.77%) have M Phil, 10 (4.76%) have PG Degree with NET/SET/GATE qualifications and remaining 24 (11.43%) are Post Graduates. There are 43 faculty members guiding for research leading to Doctoral degree among them 4 faculty members have 7 research candidates each, 5 faculty members have 6 candidates each, 11 faculty members have 5 research scholars each, 8 faculty members have 4 scholars each 6 have 3 scholars each 4 have 2 scholars each and 5 have 1 scholar each.

Qualification-Wise Faculty Members

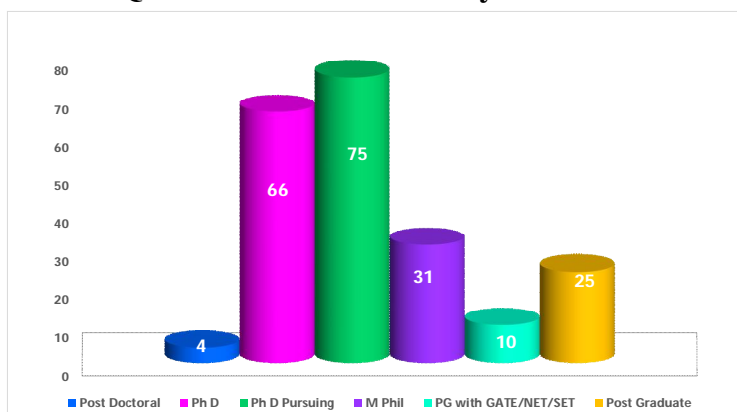


Figure 14

g. Research Guidance for PG Dissertations:

The table 5 furnished below provides that there are 16 faculty members who have guided 134 PG students in carrying out dissertations. The number of students guided by faculty members vary from 1 to 30. While 5 teachers have guided 1 PG student each, 2 teachers have guided 5 students each, there are 7 faculty members who have guided 30, 25, 20, 15, 10, 6, and 4 P G students each to carry out PG dissertations.

Table-5

RESEARCH GUIDANCE – P G DISSERTATIONS

Sl. No.	Name of the Faculty	No. of candidates pursuing research
1	Dr. Subramanyam M	30
2	Mr. Nagaraju G	06
3	Mrs. Nitu Ghosh	05
4	Dr. Nashi S K	10
5	Mr. Ananda Shankar A	02
6	Mrs. Archana Boob	01
7	Dr. Mallikarjuna Shastry	15
8	Mr. Anshu Abhishek	07

9	Dr. Veena Angadi	25
10	Dr. Vani Ramesh	20
11	Mrs. K V Sheelavathy	01
12	Mrs. Sujatha K	01
13	Ms. Bhavana Bilgoji	01
14	Dr. Mrinal Sarvagya	04
15	Dr. G Seshikala	01
16	Dr. B P Divakar	05
	Total	134

Research Guidance to PG Students Dissertations

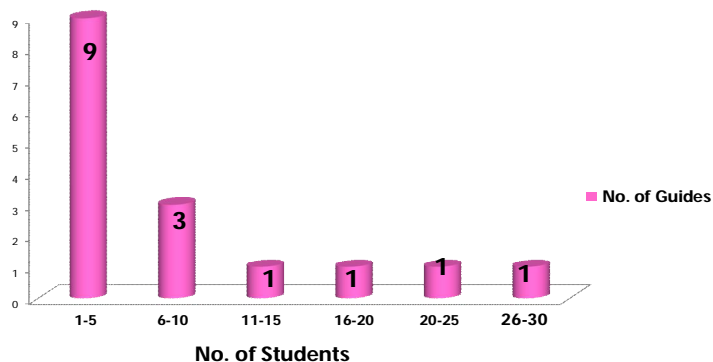


Figure 15

h. Academic Accomplishments of Faculty Members:

REVA University encourages faculty members to undertake funded research projects, publish articles and journals and participate in conference, seminars, workshops etc. The table – 6 given below shows that there are 13 funded projects undertaken mobilizing Rs. 222.31 lakhs for research from various funding agencies. They have published 164 articles in journals, guided successfully 105 candidates for award of Ph D degree and also 134 candidates to carry on PG Projects. There are 55 teachers who have participated in conferences, seminars and 38 have presented papers in such conferences and seminars. As a result 11 faculty members have received awards from different agencies in varied contexts. Among 164 publications 76 are articles in international journals, 28 are articles in national level journals, 24 are research papers published in various national and international conference proceedings, 34 are presentations in conferences and seminars, and 2 are books (Figure – 18).

Table-6

Academic Accomplishments of Faculty Members

Sl.No	Description	Numbers
1	Funded Projects undertaken	13
2	Total Amount of Funded Research	Rs. 222.31 lakhs
3	Faculty Members with Awards	11
4	Number of Publications	164
5	Research Scholars Guided & PhD Awarded	105
6	PG Project Guidance	134
7	Research Paper Presentation in Conferences, Seminars etc.,	38
8	Participation in Conference	55

Research Publications

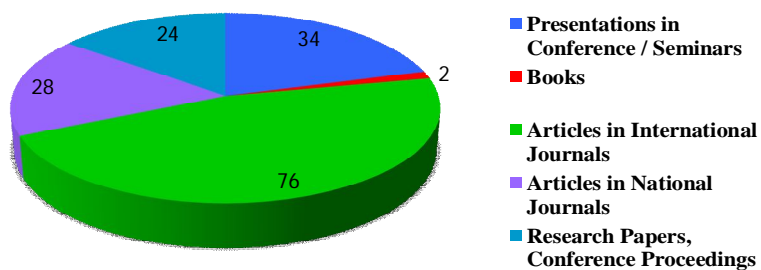


Figure 16

4. STUDENT AFFAIRS

a. Program wise students admitted - 2015-16

REVA University offered 25 programs during 2015-16 of which 12 are graduate programs and 13 are post graduate programs. The table-7 given below provides program wise intake vs admissions of students for the academic year 2015-16. The table depicts that there are 2948 admissions made during the said year against 3808 seats and hence 860 (22.58%) seats are left vacant. The figure-8 provides faculty wise intake of seats in UG and PG programs and students admitted.

Table-7

PROGRAM-WISE INTAKE OF SEATS VS ADMISSION STATUS, 2015 - 2016

Sl.No.	Programs	Intake	Admissions
1. Faculty of Engineering & Technology			
A. Graduate Programs			
1	B Tech in Civil Engineering	420	338
2	B Tech in Computer Science Engineering	540	526
3	B Tech in Electronics & Communication Engg.	420	393
4	B Tech in Mechanical Engineering	420	226
5	B Tech in Electrical and Electronics Engineering	240	389
	Total of A	2040	1872
B. Post Graduate Programs			
6	M Tech in Advanced Power Electronics	36	10
7	M Tech in Computer Aided Structural Engg	36	34
8	M Tech in Computer Science Engineering	36	23
9	M Tech in Data Engineering and Cloud Computing	36	06
10	M Tech in Machine Design and Dynamics	36	11
11	M Tech in Transportation Engineering and Management	36	33
12	M Tech in VLSI and Embedded Systems (FT)	36	29
13	M Tech in VLSI and Embedded Systems (PT)	36	26
	Total of B	288	172
2. Faculty of Commerce and Management Studies			
A. Graduate Programs			
14	B.Com – (Industry Integrated)	240	230
15	BBA (BBM) – (Industry Integrated)**	240	217
	Total of A	480	447

3. Faculty of Commerce and Management Studies (PG)			
B. Post Graduate Programs			
16	MBA	300	184
17	M Com	120	22
	Total of B	420	206
4. Faculty of Arts & Humanities (PG)			
20	MA in English	60	14
5(A) Faculty of Science and Technology			
21	BCA	180	150
5(B) Faculty of Science and Technology (PG)			
22	MCA	120	32
23	M S in Computer Science (in association with University of Alabama, Huntsville, USA)	60	07
	Total of (B)	180	39
6. Faculty of Architecture, Sculpture and Fine Arts			
24	B Arch (UG)	40	34
7. Faculty of Legal Studies			
25	BBA LLB	60	14
	Total Intake	3748	2948
	PhD	-	110
	Grand Total		3058

Intake vs Admissions

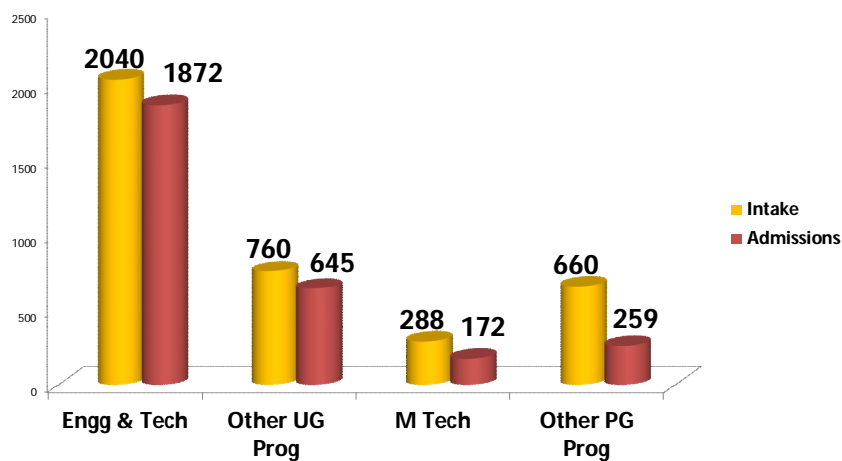


Figure 17

b. Gender wise Admissions for UG, PG and PhD:

Out of total 3058 admissions 110 are PhDs, 2517 are under graduates and 431 are post graduate students (figure-19). Out of 3058 graduates, post graduates and PhD scholars 2193 are male and 865 are female students representing 72% and 28% respectively.

**Total Number of UG, PG & Students Admission
During 2015-16**

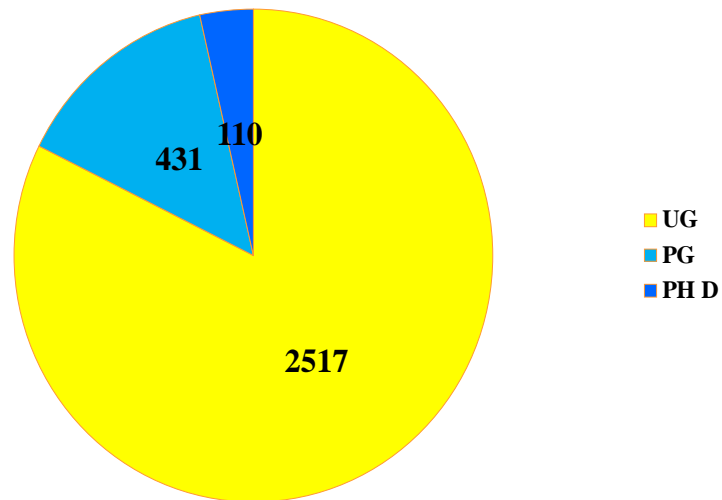


Figure 18

Gender wise distribution of Admissions

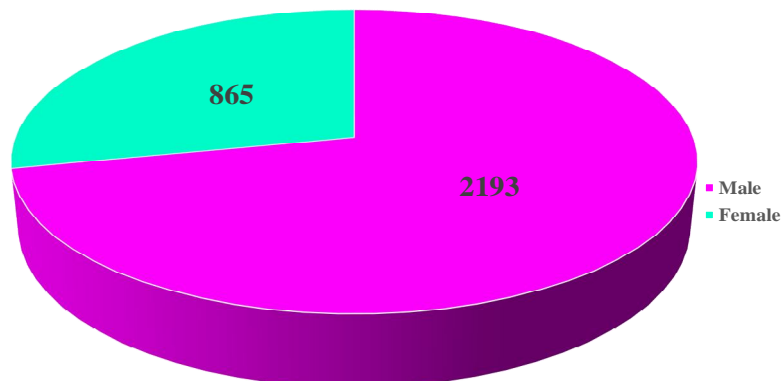


Figure 19

C. Admissions through CET vs University for UG & PG Programs:

In accordance with the provisions of the REVA University Act, 2012 40% of the total seats are reserved for students of Karnataka State and admissions are made through CET by the KEA. The table-8 furnished below depicts that there are 851(90.92%) admissions made for B Tech program through CET against 936 seats and 1021(92.48%) admissions are made against 1104 seats under University quota during the year 2015-16. So also for B Arch program 14 students against 16 seats have come from CET and 20 students against 24 seats under University quota have sought admissions. The table also provides the admission status of programs other than those the Government does not have common entrance examination. The program wise intake vs admission have been presented in figures 21 to 27.

Table-8
Admissions through CET vs University during 2015-16

Sl. No.	Course	Total intake			No. of students admitted		
		CET	University & COMEDK	Total	CET	University / COMEDK	Total
A. PROGRAMS WITH ADMISSIONS THROUGH CET / PG CET AND UNIVERSITY							
I	B Tech Programs						
	CE	168	252	420	156	182	338
	CSE	216	324	540	206	320	526
	ECE	168	252	420	157	236	393
	EEE	216	24	240	177	49	226
	ME	168	252	420	155	234	389
	Total	936	1104	2040	851	1021	1872
II	B Arch	16	24	40	14	20	34
	Total of I & II	952	1128	2080	865	1041	1906
III	M Tech Programs (FT & PT)						
	APE	29	07	36	07	03	10
	CASE	29	07	36	24	10	34
	CSE	29	07	36	16	07	23
	DECC	29	07	36	05	01	06
	MDD	29	07	36	07	04	11
	TE&M	29	07	36	25	08	33
	VLSI (FT)	29	07	36	26	03	29
	VLSI (PT)	29	07	36	16	10	26
	Total	232	56	288	126	46	172
IV	PG Programs other than Engineering						
	MBA	240	60	300	72	112	184
	MCA	96	24	120	15	17	32
	Total	336	84	420	87	129	216
B. PROGRAMS THAT DOES NOT HAVE CET / PG CET ADMISSIONS OF KEA							
V	Degree Programs						
	BBA	-	240	240	-	217	217
	B Com	-	240	240	-	230	230
	BCA	-	180	180	-	150	150
	BBA LLB	-	60	60	-	14	14
	Total of V		720	720		611	611
VI	PG Programs						
	M Com	-	120	120	-	22	22
	MA (English)	-	60	60	-	14	14
	MS in Comp Science	-	60	60	-	07	07
	Total of VI		240	240		43	43
Total of I to V		1520	2228	3748	1078	1870	2948

CET vs University Admissions: B Tech

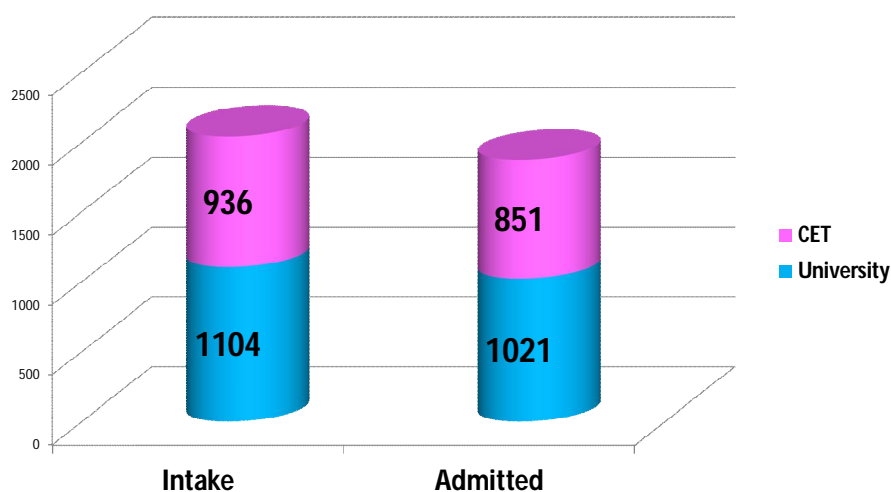


Figure 20

Students Admissions vs Intake of Faculty of Engineering & Technology

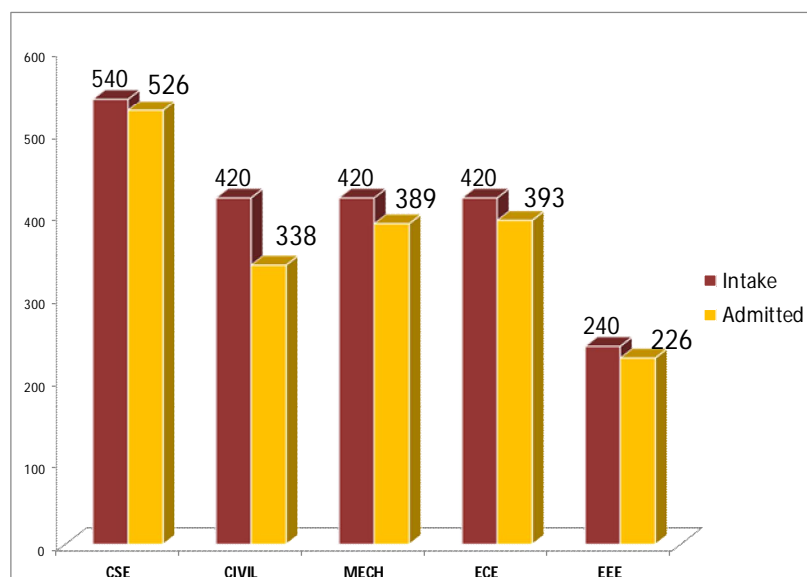


Figure 21

Students Admission vs Intake of Faculty of Commerce & Management Studies

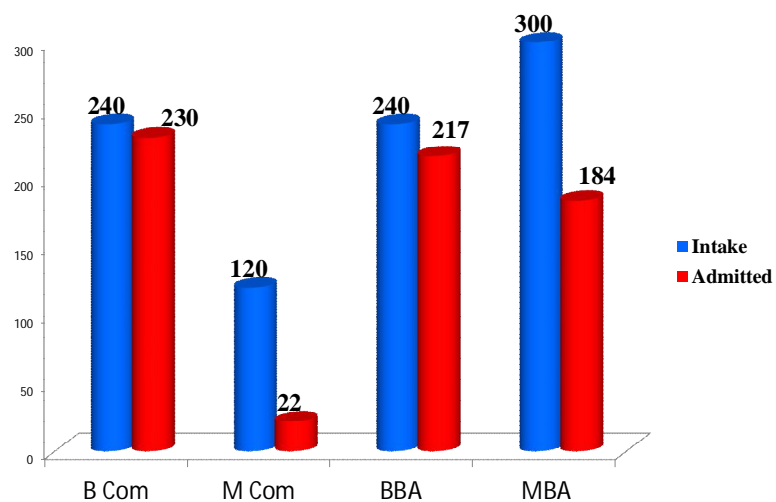


Figure 22

Students Admissions vs Intake of Faculty of Science & Technology

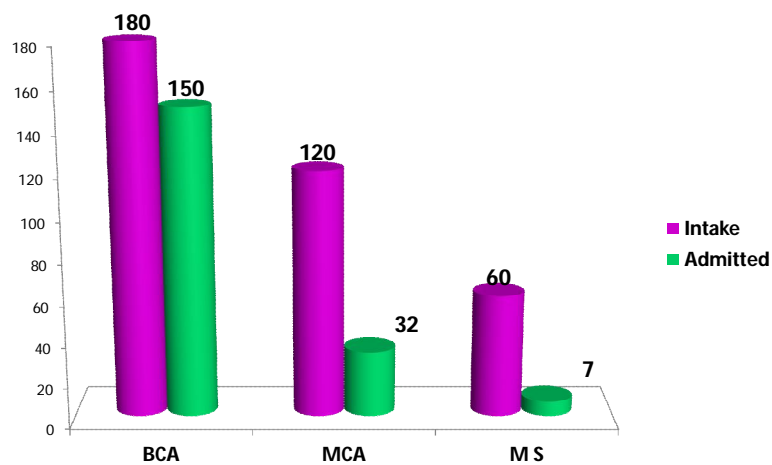


Figure 23

Students Admissions vs Intake of Faculty of Arts & Humanities

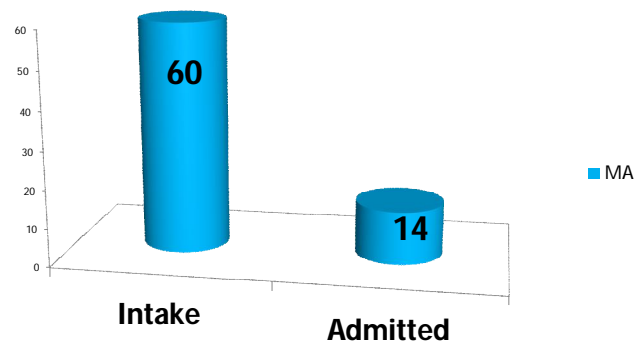


Figure 24

Students Admissions vs Intake of Faculty of Architecture

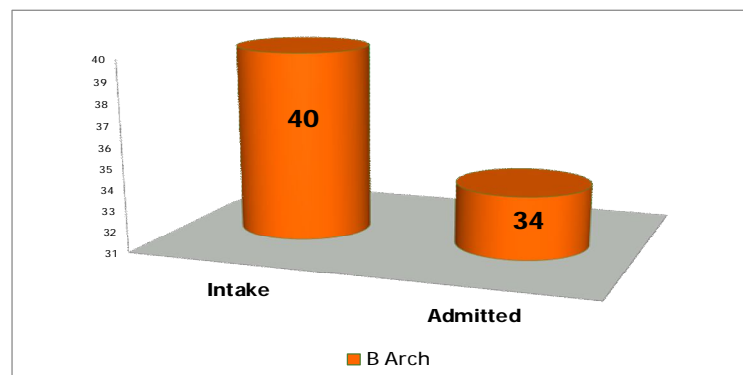


Figure 25

Student Admissions Vs Intake of Faculty of Legal Studies

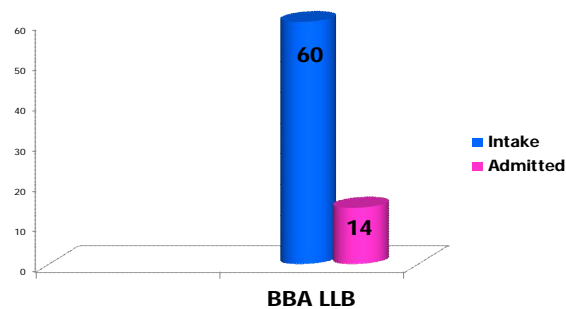


Figure 26

d. Region wise Distribution of Students' Admissions - 2015-16:

The table provided below furnishes program wise details of male and female students from Karnataka, Non-Karnataka and Foreign. Out of total 2948 students admitted for various PG and UG programs 1943(66.9%) are from Karnataka, 945 (32.06%) are from other states and 60 (2.04%) are from abroad. There are 1201 (64.16%) students from Karnataka, 650 (34.72%) from other states and 21 (1.12%) from abroad out of total 1872 students who have sought admissions for B Tech programs. Out of 645 students admitted for degree programs other than B Tech programs 417 (64.65%) are from Karnataka 193 (29.92%) are from other states and 35 (5.43%) are from abroad. There are 172 students admitted for M Tech programs of who 135 (78.49%) belong to Karnataka, 35 (20.35%) are from other states and 2 (1.16%) are from abroad. Further there are 259 students admitted to other PG programs including MBA, MCA, M Com, MA in English and MS in Computer Science of whom 190 (73.36%) are from Karnataka, 67 (25.87%) belong to other states and 2 (0.77%) are from abroad.

Table-9

Region wise Distribution of Students' Admission to various Programs During the year 2015-16

Sl. No	Course	Karnataka			Non-Karnataka			Foreign			Total		
		M	F	T	M	F	T	M	F	T	M	F	T
I	B Tech Programs												
	Civil	215	35	250	75	06	81	07	00	07	297	41	338
	CSE	157	155	312	165	47	212	02	00	02	324	202	526
	ECE	112	107	218	131	43	174	01	00	01	243	150	393
	EEE	110	80	190	26	06	32	03	01	04	139	87	226
	Mech	231	00	231	151	00	151	07	00	07	389	00	389
	Total of I	825	377	1201 (64.16)	548	102	650 (34.72)	20	1	21 (1.12)	1392	480	1872 (100)
II	Degree Programs other than Engineering												
	B Arch	11	20	31	02	01	03	00	00	00	13	21	34
	BBA	55	22	77	96	18	114	23	03	26	174	43	217
	B Com	122	69	191	30	07	37	02	00	02	154	76	230
	BCA	77	34	111	26	16	32	04	03	07	107	43	150
	BBA LLB	07	00	07	03	04	07	00	00	00	10	04	14
	Total of II	272	145	417 (64.65)	157	46	193 (29.92)	29	6	35 (5.43)	458	187	645 (100)
III	M Tech (Full-Time)												
	APE	04	03	07	01	01	02	01	00	01	06	04	10
	CASE	17	09	26	05	03	08	00	00	00	22	12	34
	CSE	08	10	18	02	02	04	01	00	01	11	12	23
	DECC	03	02	05	00	01	01	00	00	00	03	03	06
	MDD	08	01	09	01	01	02	00	00	00	09	02	11
	TE&M	17	08	25	05	03	08	00	00	00	22	11	33
	VLSI (FT)	12	14	26	02	01	03	00	00	00	14	15	29
	VLSI (PT)	15	04	19	05	02	07	00	00	00	20	06	26
	Total of III	84	51	135 (78.43)	21	14	35 (20.35)	2	0	2 (1.16)	107	65	172 (100)
IV	PG Programs (other than Engineering)												
	MBA	86	46	132	46	05	51	01	00	01	133	51	184
	MCA	13	11	24	07	01	08	00	00	00	20	12	32
	M Com	11	10	21	01	00	01	00	00	00	12	10	22

	MA (English)	01	08	09	01	04	05	00	00	00	02	12	14
	MS in CSE	04	00	04	02	00	02	01	00	01	07	00	07
	Total of IV	115	75	190 (73.36)	57	10	67 (25.87)	2	0	2 (0.77)	174	85	259 (100)
Total of I to IV		1296	648	1943 (66.9)	783	172	945 (32.06)	53	7	60 (2.04)	2131	817	2948 (100)

Note: The figures in the bracket are the percentages

Region Wise Students Data

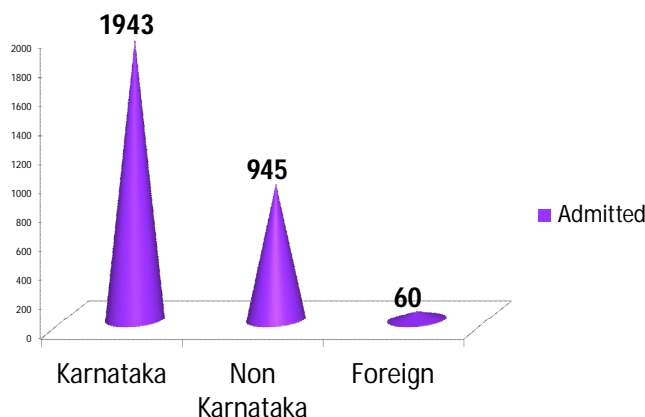


Figure 27

e. Gender wise and faculty wise distribution of Students, 2015-16:

The table-10 provides gender wise admission of students during the academic year 2015-16. The table depicts that out of 2948 students admitted for various UG & PG programs 2121 are male and 827 are female students representing 71.95% and 28.05% respectively. From among 1872 students admitted to B Tech program 1284 (73.93%) are male students and 488 (26.07%) are female students. Out of 645 students admitted to various degree programs other than B Tech 458 are male students and 187 are female students representing 71.01% and 28.99% respectively. There are 172 students admitted to M Tech programs of whom 107 are male and 65 are female representing 62.21% and 37.79% respectively. Out of 259 students admitted to PG programs other M Tech 172 (66.4%) are male and 87 (33.6%) are female students.

Table-10

Gender wise and faculty wise distribution of Students admitted-2015-16

Sl. No.	Course	Intake	Admissions through CET			University Admissions			Total		
			Male	Female	Total	Male	Female	Total	Male	Female	Total
I	B Tech										
1	CE	420	130	26	156	162	20	182	292	46	338
2	CSE	540	95	111	206	221	99	320	316	210	526

3	ECE	420	75	82	157	172	64	236	247	146	393
4	EEE	240	103	74	177	37	12	49	140	86	226
5	ME	420	155	00	155	234	00	234	389	00	389
	Total	2040	558	293	851	826	195	1021	1384	488	1872
II	Other Degree Programs (UG)										
	B Arch	40	03	11	14	10	10	20	13	21	34
	BBA	240	00	00	00	174	43	217	174	43	217
	B Com	240	00	00	00	154	76	230	154	76	230
	BCA	180	00	00	00	107	43	150	107	43	150
	BBA LLB	60	00	00	00	10	04	14	10	04	14
	Total	760	3	11	14	455	176	631	458	187	645
III	M Tech										
2	APE	36	04	03	07	02	01	03	06	04	10
4	CASE	36	14	10	24	08	02	10	22	12	34
5	CSE	36	06	10	16	05	02	07	11	12	23
6	DECC	36	03	02	05	00	01	01	03	03	06
7	MDD	36	06	01	07	03	01	04	09	02	11
8	TE&M	36	17	08	25	05	03	08	22	11	33
10	VLSI (FT)	36	11	15	26	03	00	03	14	15	29
	VLSI (PT)	36	12	04	16	08	02	10	20	06	26
	Total	288	73	53	126	34	12	46	107	65	172
IV	PG Programs (other than Engineering)										
	MBA	300	47	25	72	86	26	112	133	51	184
	MCA	120	09	06	13	11	06	17	20	12	32
	M Com	120	00	00	00	10	12	22	10	12	22
	MA (English)	60	00	00	00	02	12	14	02	12	14
	MS in CSE	60	00	00	00	07	00	07	07	00	07
	Total	660	56	31	85	116	56	172	172	87	259
Total of I to IV		3748	690	388	1064	1431	439	1870	2121	827	2948

Gender Wise Students Data

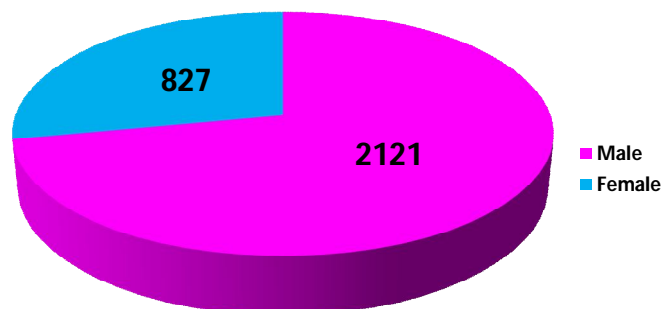


Figure 28

Faculty wise Gender Distribution of Students

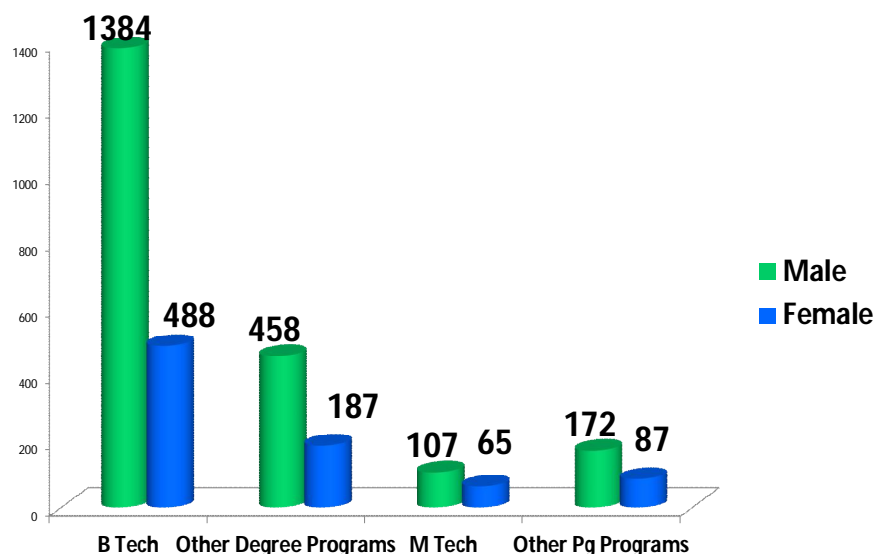


Figure 29

f. Performance of 1st batch Students in Second Semester Degree and PG Degree Examinations held during May / June 2015

REVA University started offering academic programs from the academic year 2014-15. The Second Semester examinations were held during May / June, 2015. The performance of the students of various programs is provided in table-11 given below. The table shows that the pass percentage of the UG students ranges between 70% to 84%, whereas the pass percentage of the PG students is almost 100% in all the programs.

Table-11

Performance of Ist Batch Students in Second Semester Degree and PG Degree Examinations, 2015-16

Sl. No.	COURSE	No. Appeared	No. Successful	Unsuccessful	%
1	II BTCE	194	137	57	70.62
2	II BTME	221	177	44	80.09
3	II BTCS	214	170	44	79.44
4	II BTEC	185	157	28	84.86
5	II BBM	49	40	09	81.63
6	II B.COM	110	89	21	80.91
	<u>M.TECH – FT</u>				
7	II MTECH - CA	31	31	00	100.00
8	II MTECH - DC	07	07	00	100.00
9	II MTECH - ES	21	21	00	100.00

10	II MTECH - IT	15	15	00	100.00
11	II MTECH - MD	16	16	00	100.00
12	II MTECH - PE	11	11	0	100.00
	<u>M.TECH – PT</u>				
13	II MTECH - ES	04	04	00	100.00
14	II MTECH - IT	15	15	00	100.00
15	II MBA	49	49	00	100.00
16	II M.COM	31	31	00	100.00
17	II MA (ENG)	06	06	00	100.00

g. Performance of Ist Batch Students in Third Semester Degree and PG Degree Examinations held during Nov/Dec 2015

REVA University started offering academic programs from the academic year 2014-15. The Third Semester examinations were held during Dec, 2015. The performance of the students of various programs is provided in table-12 given below. The table shows that the pass percentage of the UG students ranges between 54.45 % to 81.05%, whereas the pass percentage of the PG students is almost 100% in all the programs.

Table-12

Performance of Ist Batch Students in Third Semester Degree and PG Degree Examinations, Nov/Dec, 2015

Sl. No.	COURSE	No. Appeared	No. Successful	Unsuccessful	%
	UG PROGRAMS				
1	III BTCE	246	156	90	63.41
2	III BTME	265	170	95	64.15
3	III BTCS	274	188	86	68.61
4	III BTEC	292	159	133	54.45
5	III BBA	41	32	09	78.05
6	III B.COM	95	77	18	81.05
	TOTAL	1213	782	431	-
	PG PROGRAMS				
7	III MTECH – CASE	30	29	01	96.67
8	III MTECH – DECC	07	07	00	100.00
9	III MTECH – AES	21	21	00	100.00
10	III MTECH – AIT	15	15	00	100.00
11	III MTECH – MDD	16	16	00	100.00
12	III MTECH – APE	11	11	00	100.00
13	III MTECH – AES (PT)	04	04	00	100.00
14	III MTECH – AIT(PT)	15	15	00	100.00

15	III MBA	46	46	00	100.00
16	III M.COM	31	31	00	100.00
17	III MA (ENG)	06	06	00	100.00
	TOTAL	202	201	01	-

Performance of UG Students of First Batch - Third Semester Nov / Dec 2015

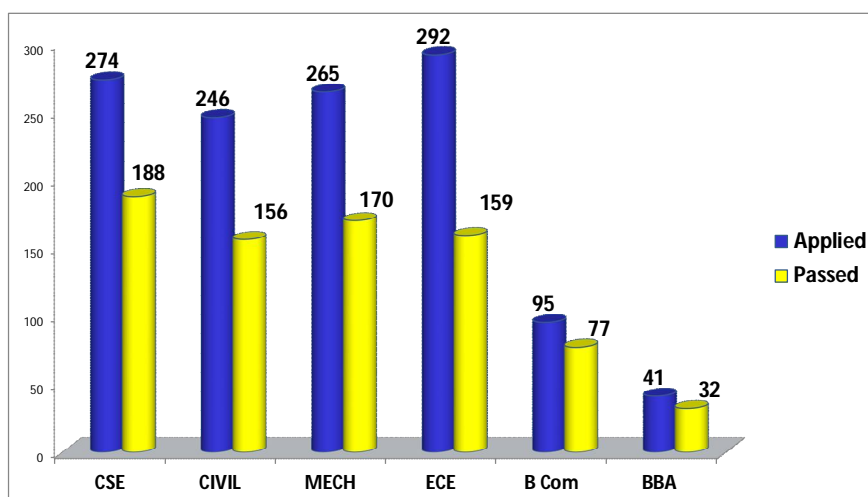


Figure 30

Performance of PG Students of First Batch - Third Semester Nov / Dec 2015

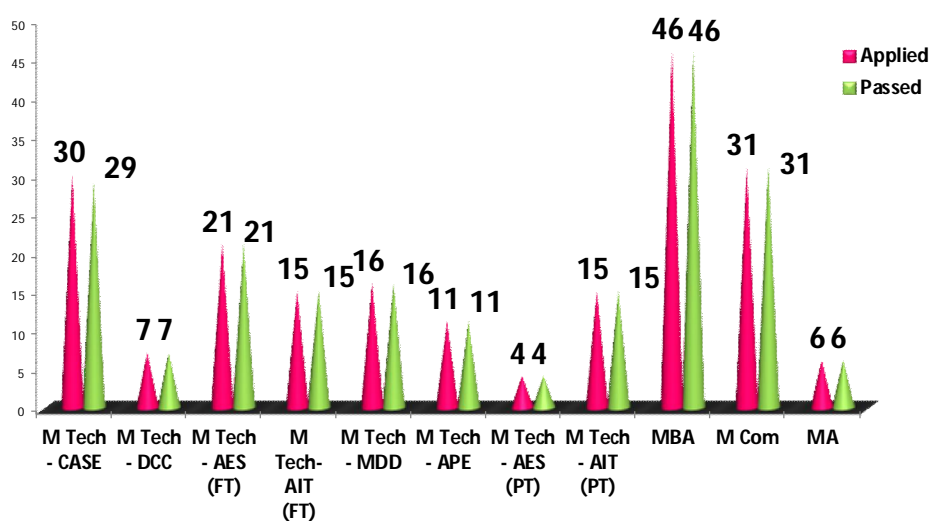


Figure 31

a. Performance of IInd Batch Students in First Semester Degree and PG Degree Examinations held during Nov/Dec 2015

The First Semester examinations of 2nd batch students were held during Dec, 2015. The performance of the students of various programs is provided in table-13 given below. The table shows that the pass percentage of the UG students ranges between 47.76% to 93.94% from program to program. The pass percentage of the most of the PG programs is 100%. However, the percentage of passing in Masters' degree programs is almost 100% in all programs except MS in Computer Science, MBA, M Com, M Tech in VLSI and, M Tech in Transportation Engineering, wherein the pass percentage varies from 66.67% to 96.97%.

Table-13

Performance of IInd Batch Students in First Semester Degree and PG Degree Examinations, Nov/Dec, 2015

Sl. No.	COURSE	No. Appeared	No. Successful	Unsuccessful	%
	UG PROGRAMS				
1	I BTCV	312	149	163	47.76
2	I BTME	358	228	130	63.69
3	I BTCSE	512	364	148	71.09
4	I BTECE	379	269	110	70.98
5	I BTEEE	220	159	61	72.27
6	I BARCH	33	31	02	93.94
7	I BCA	138	104	34	75.36
8	I BBA LLB	12	08	04	66.67
9	I BBA	174	94	80	54.02
10	I B.COM	220	156	64	70.91
	TOTAL	2358	1562	796	-
	PG PROGRAMS				
11	I MTECH - VLSI	29	28	01	96.55
12	I MTECH - DECC	06	06	00	100.00
13	I MTECH – CSE	23	23	00	100.00
14	I MTECH – CASE	34	34	00	100.00
15	I MTECH – MDD	11	11	00	100.00
16	I MTECH - APE	09	09	00	100.00
17	I MTECH – TEM	33	32	01	96.97
18	I MTECH – VLSI (PT)	26	25	01	96.15
19	I MS - CSE	06	04	02	66.67
20	I MCA	32	32	0	100.00
21	I MBA	176	156	20	88.64
22	I M.COM	21	19	02	90.48

23	I MA (ENG)	14	12	02	85.71
	TOTAL	420	391	29	-

Performance of UG Students of Second Batch - First Semester Nov / Dec 2015

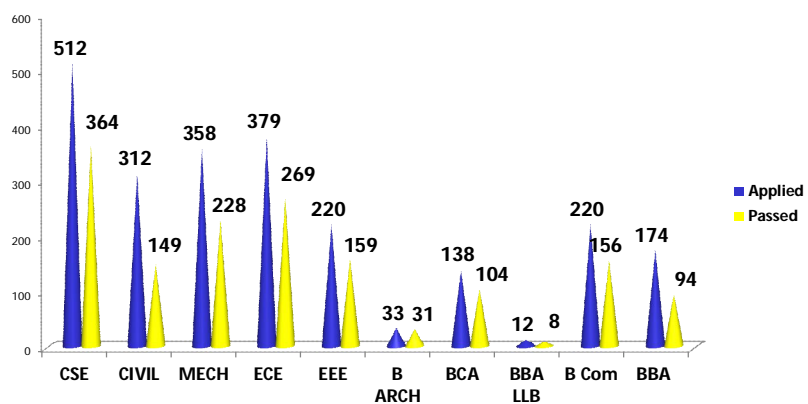


Figure 32

Performance of PG Engineering Students of Second Batch - First Semester Nov / Dec 2015

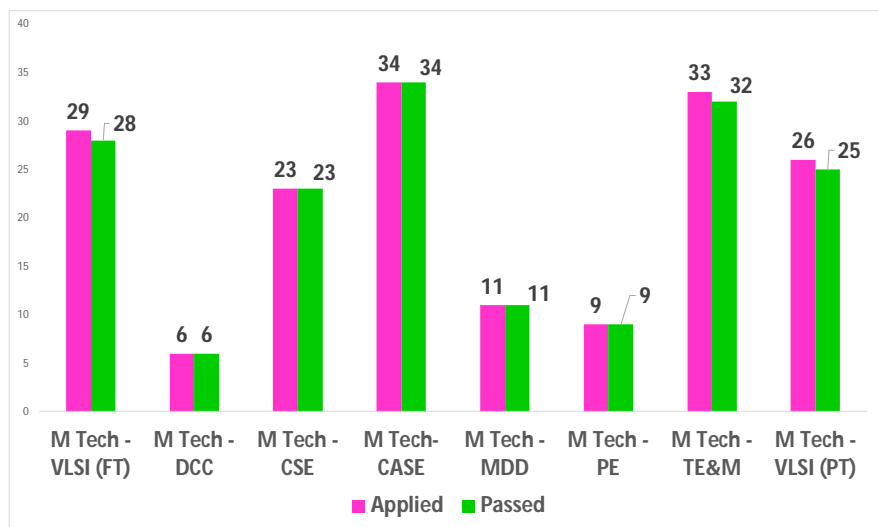


Figure 33

Performance of 1st Semester 2nd Batch non-Engineering PG Students in the Examinations, Dec-2015

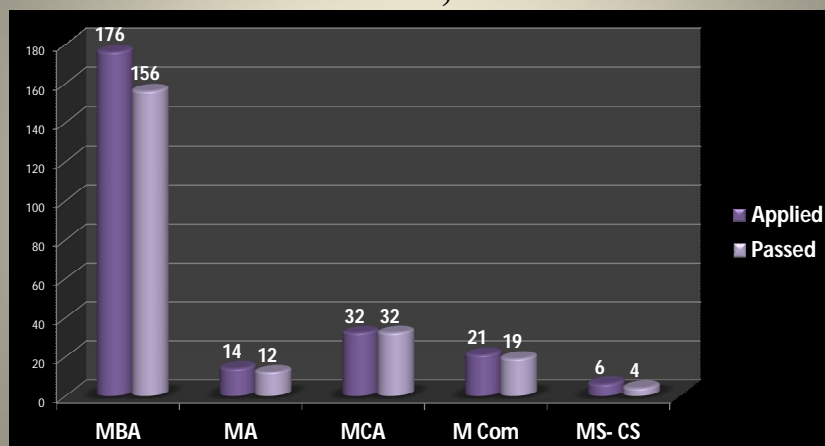


Figure 34

i. Scholarship to Students

REVA University has introduced scholarships to poor students studying in various programs and have good performance. The amount of scholarship given by the University to students during the year 2015-16 works out to Rs. 63.73 lakhs. Students of REVA University also receive scholarships from various offices of the State Government. The amount received by the Social Welfare Department, Director of Technical Education, Backward classes department, Karnataka Minorities Development Corporation is shown in the figure-35 presented below.

Scholarships

Rs. in Lakhs

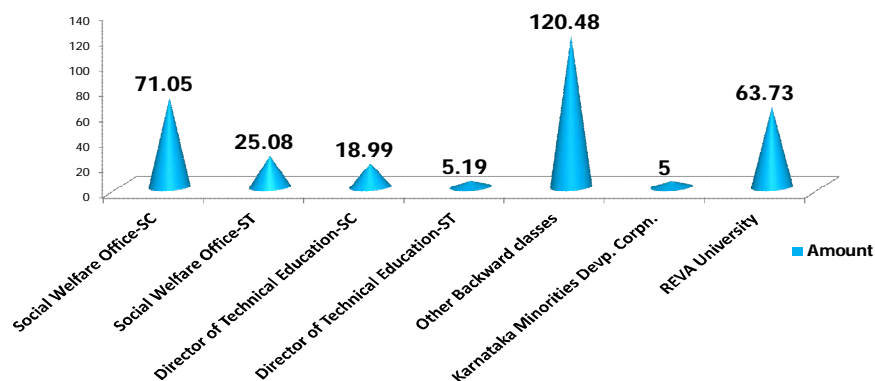


Figure 35

j. Sports Activities

REVA believes that physical fitness is foundation for study and learning. Keeping in mind that sound body makes sound mind, the University gives high priority for sports activities for Yoga and such other practices that have to keep oneself healthy and fit for happy living and concentrate study. Therefore, REVA has well planned outdoor and indoor sports facilities including Gymnasium, Badminton, Table Tennis, Volley ball, Basket ball, Football and Cricket stadium. The multi-gym station helps students to take part in the sports activities of their interest and keep fit and healthy. REVA also promotes yoga and therefore everyday regular yoga practices for students and as well as dwellers in the campus and nearby people is provided. To train and to monitor sports activities and yoga practices a department of physical Education and Sports has been established under the qualified Director of Physical Education. The Director has been supported by 1 Assistant Physical Education Director, 1 Yoga Instructor, 4 Sports coaches in Cricket, Football, Basketball and Volleyball and other supporting staff like ground men, attenders and others. The department has set vision and mission. The department has also developed sports policy based on the guidelines of Association of Indian universities (A.I.U) and other sports agencies. These guidelines help in carrying out the sports activities smoothly, for effective functioning of the department and to achieve the desired goals.

The State of the art Sports Facilities:

The university has state-of-the-art facilities for both indoor and outdoor sports activities. The indoor sports facilities include:

Table Tennis Boards, Badminton Courts, Carom Boards, Chess Boards with Clock, Multi Gym

The Outdoor Sports facilities are : Football Ground, Ball Badminton Court, Cricket Nets, Tennis Court, 400mtr Athletic Track, Volleyball Court , Basketball Court, Kabaddi Court, Cricket Ground, Hockey Ground, Handball Court, and Throw ball Court.

Sports Events during the year:

During the current year the department has conducted University Sports and Games Team selection trials, International day of Yoga Celebration, Coaching for University teams, Intra faculty sports and games Competitions, Annual Sports Meet Participating in Inter University/ Inter Collegiate tournaments, Inter Corporate Cricket Tournament, Inter collegiate / University tournament.

Admission under Sports Quota:

24 seats out of the total intake of students to various programs in REVA University are reserved for achievers in Sports. Among this 24 seats 8 are meant for Engineering (UG), 8 for Commerce and Management Studies (UG), 6 for PG Programs, and 2 for Computer Applications and Legal Studies.

Rukmini Endowment for sports:

The University has established an endowment in the name of Late. Smt. Rukmini Shyama Raju, namely “**Rukmini Endowment for sports**” to promote sports temperament among students and encourage sports achievers. Among many sports promotion activities organized under the endowment the important one being “**Rukmini Memorial Award for Outstanding Sports Person**” in recognition of overall achievement in sports representing REVA University. This award is given every year on the concluding day of REVAMP – an annual sports and cultural event of the University.

The REVA University has conducted variety of sports activities at inter school levels and inter collegiate level and the excellent performance have been facilitated and awarded. REVA students also represent in various inter collegiate, inter university level competitions and they have won many prizes in various games and sports. Some of the sports events conducted and students participated are displayed hereunder:

State level REVA 10K and 5k Run for Man and Women on 30th March 2014.
Around 2500 athletes are taken part in this event



International YOGA Day



REVA –Vestian Cup 2015 A Corporate Cricket Tournament on July to October 2015
Around 42 MNC Companies are participated



Annual Athletic Meet of Students





Smt. Rukmini Shyama Raju memorial Inter University/ Inter collegiate invitational T20 Cricket Tournament held on 18th to 28th March 2016.



REVAMP '16 Inter University/ inter collegiate invitational Basketball tournament held on 30th and 31st March 2016 around 25 teams participated



REVA University Hockey team won Runners in State level Hockey Tournament, held at Coorg Institute of Technology Ponnampet, Kodagu on 27th February 2016.

REVA University Basketball (Women) team Won the Winners in REVAMP'16 Inter collegiate Basketball Tournament 2016 Organized by Our University



REVA University Throw Ball Team won the Winner in EXPLORE Tournament 2015 Organized by YOUTURN held at XLR8 Indoor stadium, Bangalore, on 8th of August 2015



Participated in A.I.U. Inter University Tournament 2015-16 - Badminton Team



k. Cultural Activities

REVA University believes in overall development of students. It increase all type of cultural activities in addition to Sports and other co-curricular activities. Students have formed various clubs to exhibit their talents in their areas of interest. These clubs includes: literary club, science club, robotics club, eco club, drama club, music and dance club, art club, and a host of other clubs. Students are encouraged to participate in co-curricular activities such as literary, cultural and sports activities, through this clubs. They are also encouraged to prepare for intercollegiate, inter-University competitions and such other competitions. These clubs continuously conduct variety of cultural activities throughout the year and the talents are exhibited on different occasions such as Independence Day, Republic Day, Ganesha Festival, Dasera Festival, Teachers Day, Education Day, Science Day, Youth Day and such other occasion. In addition various Schools also organise such cultural events at School levels as well as inter school levels. The University also organises intercollegiate annual meet, namely “REVAMP” wherein students from number of colleges and universities all over the country participate for over three days and exhibit their talents in different type of cultural, sports and other co-curricular areas. The best performers in various competitions are recognised and honoured with suitable prizes and medals. This is the event that promotes bondage between various institutions and universities and inculcates national integrity and patriotism. The pictures some of the select events are given below.

REVA also organizes ‘Shubha Vidaaya’ - Graduation Day for the final year students of all the programs, wherein, the outgoing students are felicitated and are addressed by eminent personalities to take their future career in a right spirit, to be the good citizens and dedicate themselves to serve the society and make a mark in their respective spheres of activities. During this occasion, the students who have achieved top ranks and won medals and prizes in academic, cultural and sports activities are also recognized by distributing awards and prizes.



I. Career Counselling, Training and Placement

The Career Counselling, Training and Placements Centre take care of all aspects of campus placements for the graduating students at REVA University. The Placement wing provides employment opportunities to students through campus recruitments, pooled campus and off campus recruitments. The Placement process is initiated with a clear focus on the students from all academic levels. Companies are invited for the campus recruitment drive to match with different academic levels of students. Branch specific core companies are focused equally to ensure students obtain the right match of their passion and competency. The centre is well equipped with excellent infrastructure to support every stage of the placement process. Arrangement for Pre-Placement Talks, interviews, Group Discussions etc. are all handled by the staff at the office.

(i) Objectives

- Create awareness among students regarding available career options and help them in identifying their career objectives.
- Guide the students in developing skills and strategies required to achieve their career objectives.
- Identify suitable potential employers and help them achieve their hiring goals.
- Organize activities concerning career planning.
- Act as a bridge between students, alumni and employers.
- Get feedback from industry experts and provide inputs for curriculum.

(ii) Placement Verticals

IT: Software Engineer, Database, Testing, System & Network.

Core: Civil, Mechanical & Electrical.

Designers: Graphic & Web Designer, Visualiser

Human Resources: Payroll, Compensation & Benefits, Recruitments, Employee Relations & Engagement and Industrial Relations.

Marketing & Communications: Public relations, Corporate Communication, Events & Promotions, Marketing & Brand, Market Research.

Finance & Accounts: CA, CFA, CS & Legal, Taxation Financial / Business Analyst, Corporate Strategy, Internal & External Auditor, M & A, and Private Equity.

Sales: Business Development and Client Servicing

(iii) Infrastructure

State-of-the-Art / Amenities / Ambiance

Director Cabin – 1

Training and Placement Officer Cabin – 3

Training and Placement Office Cubicles - 10

Board Room - 1

Group Discussion / Interview Rooms – 6

Placement Library – 1

Auditorium - 1

Seminar Hall - 5

Open Air Theater – 1

Open Amphitheater – 2



(iv) Placement Pre-Process

The key attribute to a good placement season is to make aware the students regarding the necessary approach and strategy they would need to adopt for the placement training. This is done by the Head, Training & Placement via interaction with students from each department when they are in their initial semester.

(v) Placement Process

As part of the pre placement season, formal invitations are sent to all existing and new corporate partners along with the University brochure highlighting the quality of education and the various programs under REVA. The day1 slot company is already identified and the invitation is sent to them first. The invited company in turn sends an official mail stating the probable Placement drive date along with relevant details is sent from the company.

The next process is to identify the students matching the eligibility criteria as mentioned by the company and create a database. After indenting the students matching to the requirements of the company, the students are informed regarding the date of the recruitment drive, the job description, the salary component, the pre-requisites and the necessary documents that need to be carried. In addition to this a SMS is also sent to the students. Necessary arrangements in terms of hospitality and banner display are done on the day of the drive to ensure smooth and effective recruitment process. Banners of the visiting company are mounted on prospective places in the campus and also an E Display to welcome the dignitaries for the day. Technical specifications are communicated with the IT support team to ensure a hassle free process. Based on the number of candidates appearing for the online test, system requirement is estimated and communicated to the support team. After completion of the entire process, a mail is sent to the entire management showcasing the results and students shortlisted.

Once the day one slot is fixed, the rest of the invited companies who have responded are allocated dates.

(vi) Training Process

The training aspect plays a very crucial role in attaining full-fledged success in placements. To facilitate the smooth transition from academics to industry specific, the in house Training Team has been set up. The students are given Aptitude & Technical skills training incorporated in their regular academic schedule from the first year. Regular online assessment is conducted to test the skill level of the students. When the student is about to enter the final year, a two weeks finishing school training is provided to equip the students with advanced approaches to problem solving and also incorporate various soft skills expected by the industries.

(vii) Placement Highlights, 2015-16

- Record number of offers from a single company – 106 (TCS)
- Highest package offered to students
- Non eligible students were also placed
- Acquired state of the art FORMAC software to help students prepare for company wise aptitude round
- Conducted skill level test using EBOX tool to help students understand which areas they need to improve.
- Students are encouraged to participate in innovative and interactive competitions like HACKATHON. The students have actively participated in University/state/national level competitions.
- In addition to placements, the students are provided internship opportunities in both ITES and Core companies. There have been relative success rates where these internships are converted into full time placements due to the hard work and quality of work done by the students.

“Talent is present in every student, it's necessary to groom and mould the talent according to the requirements of the CORPORATE WORLD, which is the basis of our endeavor to make REVA University a natural destination for companies that put a premium on intellectual capital”.

Table-14

Program wise placement details of students during 2015-16

Sl. No	Branch	Eligible Students	Selected
1	CSE	95	110**
2	ECE	101	110**
3	EEE	48	47
4	Mechanical	98	45
5	Civil	20	04
6	MCA	16	43**
7	M Tech	75	21
7	MBA	63	107**
8	M Com	15	12
9	B Com, BBA, B Sc and BCA	120	202**
	Total	651	701

Note: 1) *Eligible students represent students having 60% throughout in their academics
2) **Students represent who have been placed inspite of not meeting the eligibility criteria

Placement details for the year 2015-16

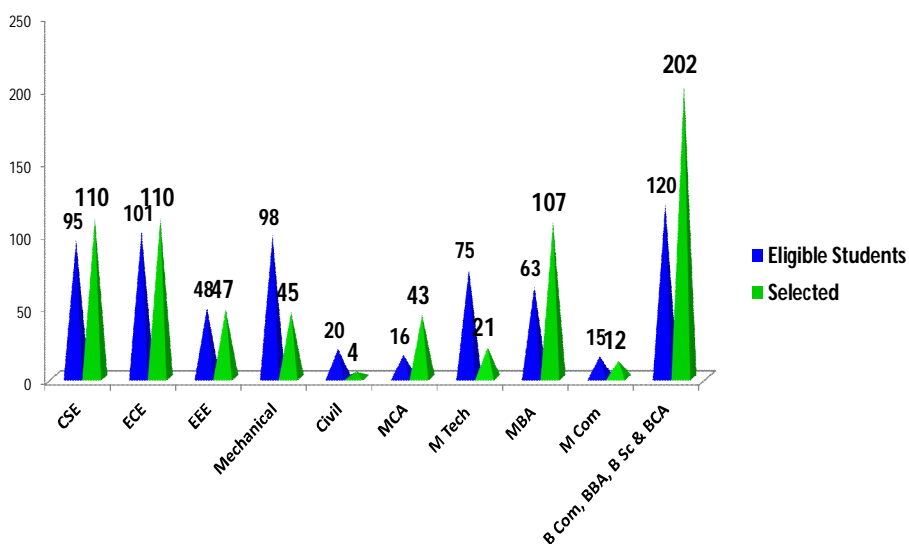


Figure 36

Table-15

Placement Statistics: Engineering Branches (UG)- (2015-2016)

SL NO	BRANCHES	ELIGIBLE STUDENTS	SELECTS	% PLACEMENT 2016
1	CSE	75	81**	108%
2	ISE	20	26**	130%
3	ECE	101	107**	106%
4	EEE	48	47	98%
5	Mechanical	98	45	46%
6	Civil	20	4	20%
	Total	362	310	86%

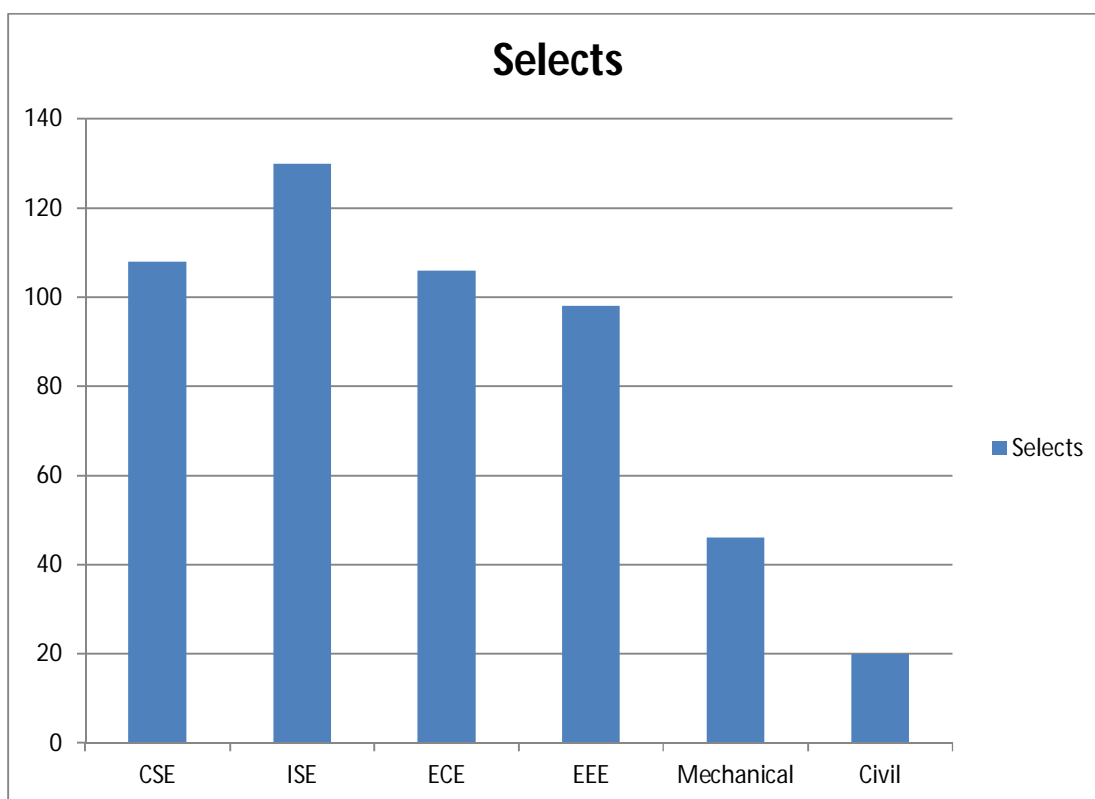


Table-16

Placement Statistics: Non Engineering Degree Programs (UG)-2015-16

SL NO	PROGRAMS	ELIGIBLE STUDENTS	SELECTS	% PLACEMENT 2016
1	BBM	40	47**	117%
2	B.Com	54	63**	116%
3	BCA	18	28**	155%
4	B. Sc (CS)	4	4	100%
5	B.Sc (BT & CBZ)	24	26**	108%
	Total	140	168	120%

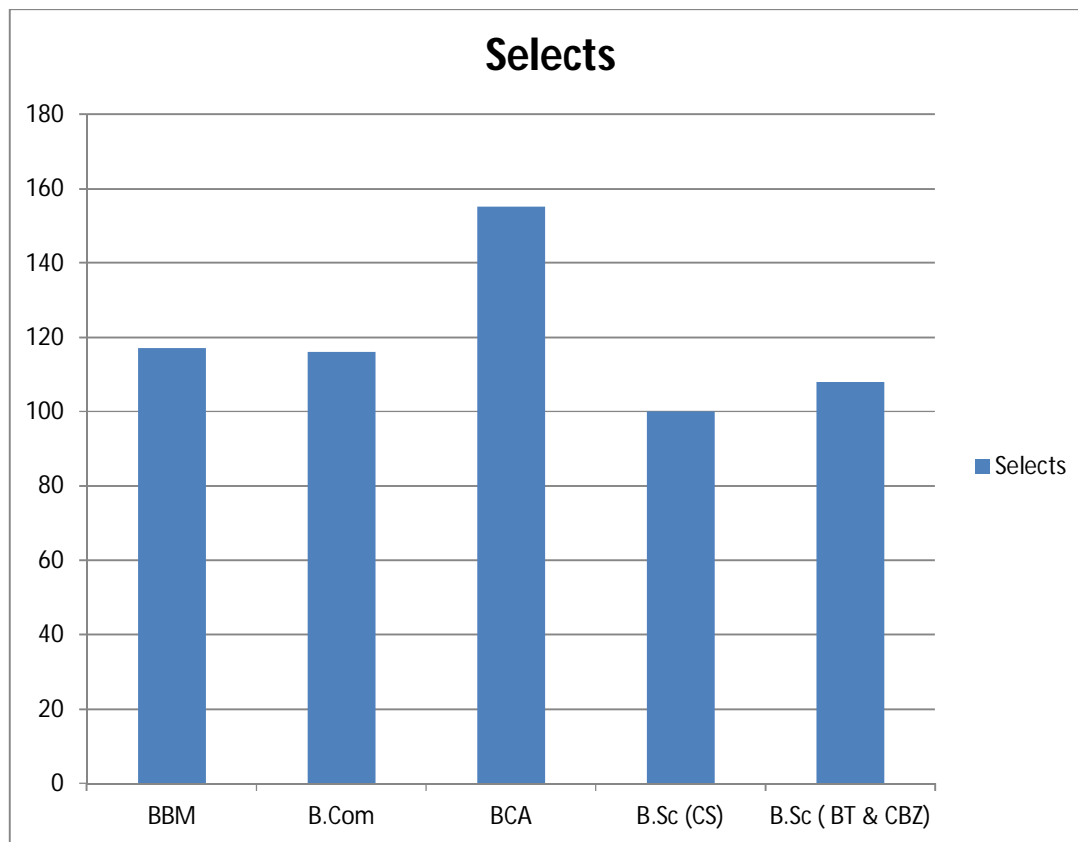
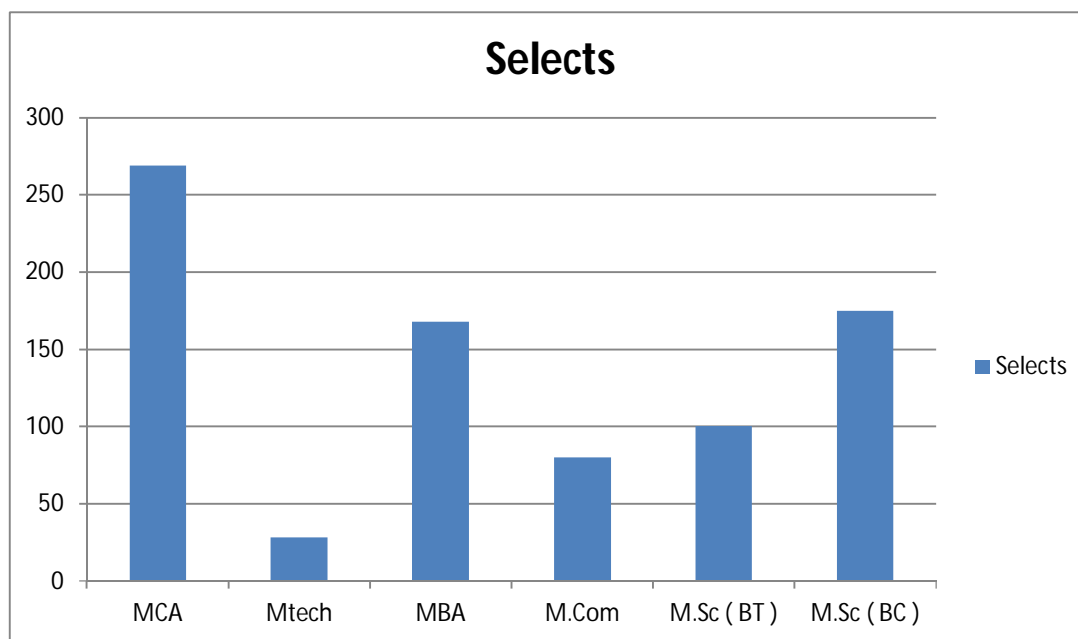


Table-17

Placement Statistics: Post Graduate Programs-2015-16

SL NO	PROGRAMS	ELIGIBLE STUDENTS	SELECTS	% of PLACEMENT
1	MCA	16	43**	269%
2	M Tech	75	21	28%
3	MBA	63	106**	168%
4	M.Com	15	12	80%
5	M.Sc (BT)	25	25	100%
6	M.Sc (BC)	4	7**	175%
	Total	198	214	109%





m. Health Care Centre

Well equipped Health care Centre headed by a full time Resident Doctor and supported by paramedical staff is located on the campus. It takes care of medical needs of all students, faculty members and other staff. This facility is available 24x7 with a Resident Doctor to attend to medical emergencies. The University also has a tie up with Regal Hospital located just 1.5 kms away from REVA University. The Health Insurance Facility for the students is also in place. As many as 28569 students have treated in-house during the year on various medical grounds. Further 1085 students have made use of the medical facility provided by Regal hospital.



n. University Brand Store: Pride Forever

Another Pride of REVA University campus is its Brand Store located opposite to play ground and next to hostels. It contains variety of REVA branded articles, apparel's, University hoodies, gift articles, and wide range of stationeries. It is the privilege for all the students, the staff, the alumni and the visitors to possess and use these REVA branded items. Many students buy REVA brand items to share the same with their friends, nearer and dearer in different places as this gift enhances the bondage between the students studying in REVA and their loved ones.



o. Food Court

The huge Food Court with comfortable sitting facility is located along with the brand store. The Food Court offers a variety of brands to cater to every one's needs from Café Coffee day, mouth watering chats, to North Indian, South Indian, Chinese Dishes to Ice Cream to Juices and beverages. This is a most sought after facility particularly for students who travel daily to the University from different parts of the city and around and parents, visitors. Students staying in hostels also find it most useful particularly during holidays and late hours.



p. Transportation

REVA operates a fleet of buses to and from all parts of Bangalore city for the benefit of students, staff and faculty members. Public transport facility run by the Bangalore Metropolitan Transport Corporation (BMTC) is also available near the Campus. Well equipped Health care Centre headed by a full time Resident Doctor and supported by paramedical staff is located on the campus. It takes care of medical needs of all students, faculty members and other staff. This facility is available 24x7 with a Resident Doctor to attend to medical emergencies. The University also has a tie up with nearby Hospitals. The Health Insurance Facility for the students is also in place.



5. COLLABORATIONS AND CORPORATE RELATIONS

a. Preamble

REVA University has collaborations with various Universities and Industries within and outside the country. To name a few: Oklahoma State University, USA, Western Connecticut University, USA and Alabama University, Huntsville, USA, IBM, Oracle Limited, Texas Instruments, Nokia University Relations, Synopsys, EMC², VMWare, SAP, Apollo, Augur. These collaborations lead to students and teachers exchange programs, joint funded research projects, training programs to students and faculty members. The University also is offering post graduate programs in Computer

Science in association with University of Alabama. Further many skilled development programs are undertaken in collaboration with various industries and skill training institutions under the University Skill Development Centre has detailed below:

b. Skill Development Center

i. Vision

Strive to excel as the best interaction center in the university system by promoting collaboration between university and industry for imparting quality education and employability skills.

ii. Mission

To act as a catalyst for promoting collaboration amongst academicians, scientists and industrialists to achieve competitiveness in developing the technical manpower for socio economic development under the present scenario of global competition and challenges.

iii. Identified Modes of Engagements	v. Industry Partners
<ul style="list-style-type: none"> • Internship opportunities • Research projects • Incubation Centers • To work on cutting edge technology • Open innovation • Knowledge transfer • Develop skills appropriate for job / entrepreneur • Consultation work • Product commercialization 	<ul style="list-style-type: none"> • EMC Academic Alliance • VMware IT Academy • SAP student Academy • Oracle Student Academy • Robogenesis • Go-Shakthi Designs • Chipware Technologies • NAL • Kar-Mic Ltd • Accord Software • Symphony Services • Intel Corporation • ISRO • IBM • Mobility Research Forum • V2 Civil Diagnostics • Hunet Technologies • Confederation of Indian Industry • Karmic • BSNL • Edulife Technologies • FICE • Dexterous labs
<p>iv. Collaborations and Training partners</p> <ul style="list-style-type: none"> • MoU with AITMC , Center of Excellence for Skill Development • MoU with Electronic Sector Skill Council • MoU With Telecommunication Sector Skill Council • MoU NASSCOM • NSDC Training Partner • National Entrepreneurship Network Cell – REVA EDC 	

vi. Workshops Conducted - 2015

1. Technical seminar was conducted on “Software Defined Networking and IBM Blue Mix for UG Students “on 21st August 2015.
2. Technical seminar was conducted on “R programming for UG Students “on 29th August 2015.
3. 4 Days workshop “Internet of Things” conducted for faculty and students of both UG and PG on 20th to 25th August 2015.
4. Technical seminar was conducted on “Agile Technologies “for the students 9th September 2015.
5. Technical seminar was conducted on “Effective Coding Techniques “for the students 12th September 2015.
6. Technical seminar was conducted on “IBM Blue Mix for UG Students “on 23rd September 2015.
7. One day workshop on “Application Design Prototyping” (IOS) was conducted at REVA – Main Building -Auditorium, REVA University on 23rd September 2015 for all the students of REVA ITM.
8. One day workshop on “Application Design Prototyping” (IOS) was conducted at REVA – Main Building –Seminar Hall 2, REVA University on 8th October 2015 for all the students of REVA ITM and REVA University.
9. A 2 Days FDP on “Data Center Virtualization fundamentals VMware IT academy in association with ICTACT” held on 14th and 15th October 2015 at REVA University for School of Computing and IT.
10. A 2 Days FDP on “Big Data and Hadoop” held on 30th and 31st October 2015 at REVA University for School of Computing and IT.
11. The FDP on “SAP” held on 4th January 2016 to 22nd January 2016 at REVA University for School of Computing and IT.
12. A 2 Days FDP on “Programming On Wireless Sensor Networks & Internet of Things ” held on 22nd and 23rd January 2016 at REVA University for School of Computing and IT.
13. The 3 days SDP on “Hack-x-pliot” conducted for students during 10th to 12th February 2016 at REVA University by School of Computing and IT.
14. Technical seminar was conducted on “Careers on Armed Forces “for the students 11th March 2016.
15. Technical talk on “FIST “was conducted on for the Faculties on 12th March 2016.
16. The 2 days SDP on “Data Center Virtualization” conducted for students during 17th and 18th March 2016 at REVA University by School of Computing and IT.
17. Technical seminar was conducted on “Summer Internship Program “for the students 19th April March 2016.

18. The 10 Days SDP on “Oracle Certified Associate OCA- SQL batch 1 “ July 1st to July 10th 2016 at REVA University for School of Computing and IT/ECE.
19. The 13 Days SDP on “Core JAVA “during July 1st to 13th 2016 at REVA University by School of Computing and IT.
20. The 13 days SDP on “Android Application” during July 1st to 13th 2016 at REVA University by School of Computing and IT.
21. The 2 days FDP on “Soft computing approach for pattern recognition” held on 21st to 23rd July 2016 at REVA University by School of Computing and IT.
22. The FDP on “Intellectual Property Rights” held on 30th July 2016 at REVA University by School of Computing and IT.
23. The FDP on “Teaching Methods for Software Engineering Course” held on 6th August 2016 at REVA University by School of Computing and IT.
24. The FDP on “An NLP Approach for Spoken and Written Language Processing: A Beginning of the Research Journey” held on 6th August 2016 at REVA University by School of Computing and IT.
25. A 3 days Internship Training on “Analytics with R” for M Tech CNE – Part time held during 26th, 27th July and 10th September 2016.
26. The SDP on “Oracle Certified Associate OCA- SQL – Batch2”October 2016 to 15th November 2016 at REVA University by School of Computing and IT.
27. Four days workshop conducted on MATLAB Tools for Analysis and Computations in Engineering during 28th To 31st December 2015 for all REVA students and Faculties.
28. One day workshop conducted on Introduction to Latex on 17th December 2015 to all the students and staff of REVA.
29. One day Training conducted on Application development using swings and JDBC on 13^h February 2016 to the students.
30. One day Training conducted on Introduction HTML 5 and CSS-3 on 5^h March 2016 to the students.
31. A talk on “ Higher Education Abroad”, delivered on 11th Sept 2015 (CS/IT) by Princeton Review
32. A one day workshop on “App Design Prototyping” was conducted on 23rd Sept 2015 in association with Creative InfoTech Apple Training partners. (CS/IT, ISE, MCA, ECE, EEE)
33. APOLLO Life Saver Program conducted by RISM on Oct 9th 2015 (Life science Students)
34. School of Electronics and Communication Engineering Conducted workshop on “Industrial Automation “, on 9th-10th Oct 2015
35. A Two days workshop on “Data Center Virtualization Fundamentals”, conducted on 14th - 15th Oct 2015 in association with VMware (MCA, CS/IT)

c. Lab Establishment 2015 -2016

- a. Intel Intelligent Systems Lab
- b. VMware IT Academy Lab
- c. SAP Student Academy Lab
- d. Skill Development Lab School of Electronics and Communications ARM University Embedded Labs
- e. AITMC Center of Excellence for Skill Development Lab
- f. Oracle Student Academy Lab



Our Present Associations



d. Community Outreach Programs under National Digital Literacy Mission

- i. One day workshop on Awareness on Internet and its usage for In-house staff of REVA university organized on 14th & 15th July 2016



- ii. The School of Computing and Information Technology in association with Skill Development center, UIIC, REVA University has been completed the Level - 1 "**Community Out Reach program**" @ Govt. High school, Dibbur, Chickballapur Taluk and District today 28th October 2016.
- iii. FREE MEDICAL CHECK-UP CAMP was organized at Rukmini Knowledge Park premises on 5th December 2015. This community service has been initiated by School of ECE, REVA University through the school forum, namely, Forum of REVA Communication and Electronics (FORCE). It is organized in association with Regal Hospital, Bangalore.



VMware IT Academy program @ REVA university, students got trained on Data Center Virtualization Course on 18- 19th March 2016

AITMC Center of Excellence for Skill Development



6. INFRASTRUCTURE DEVELOPMENT

REVA Management has given foremost importance for infrastructure development. The campus is developed based on the master plan well before the start of academic activities. While the quality is given the top priority, every aspect making the campus green is considered as important as quality. The entire is built as main campus. The administrative building with built-up area of 80550 sq.ft. is certified as “**LEED – INDIA NC PLATINUM - 2013**” by Indian Green Building Council (IGBC) is the only building considered as certified green building among educational institutions. The total built up area as on 31st March, 2016 is 1767460 sq.ft consisting of 4 academic buildings 1 administrative building, 1 library, 4 boys hostels, 2 girls hostels, 1 faculty apartment, 1 guest house and officers quarters. That apart the University has 1 auditoria with 1200 seating capacity, 2 amphi theatres – one with 2500 seating capacity, the other one with 3500 seating capacity and one open air theatre with 10,000 seating capacity. The seating capacity of seminar halls vary between 90 and 300 seats. There are 216 classrooms, 72 laboratories, 14 seminar halls, 20 Directors Chambers, 252 Teachers cabins and nearly 2025 computers. The campus has 24 x 7 uninterrupted electricity and water supply with a power back up of 1000 KVA. The four boys hostels will accommodate 2800 students and 2 girls hostels provide accommodation to 1200 girl students. Brief description of infrastructure is given below:

Table - 18

Physical Resources

Description	Numbers
Class Rooms	216
Laboratories	72
Seminar Halls	14
Directors Chambers	20
Teachers chambers/ cabins	252
Computers	2542



Table - 19
Auditoriums / Seminar Halls

Description	Numbers
Auditorium (Kuvempu)	1200 Capacity
Amphi Theatre 1	2500 Capacity
Amphi Theatre 2	3500 Capacity
Open-air Auditorium	10000 Capacity
Seminar halls	14 (Varied capacities 90 – 300)

Table - 20
Hostel and Quarters

Description	Numbers
Boys Hostels	4 (2800 capacity)
Girls Hostels	2 (1200 capacity)
Guest House	12 VIP Rooms, 20 Guest Rooms
VC, Pro V-C, and Director's Quarters	
Faculty and Staff Quarters	



Ariel view of REVA University buildings with Open Air Theatre



Central Library



Sir M.Visvesvaraya Block



Academic Block-I



Open Air Theatre




Main Entrance of REVA University



Inner view of Academic Block-I



Science Block



Hostels



7. CENTRAL LIBRARY

Central Library located in the heart of the campus and is housed in an independent building with a carpet area of 3,316 Sq. mtrs. Our fully air conditioned library has 800 seating capacity. It possesses huge collection of books, journals and e-resources and is kept open from 8.00 am to 12.00 midnight providing a mix of learning environments to meet different student aspirations and teachers needs.

Online access to a vast range of information comprising of nearly 22,000 e-journals and 13,000+ e-books facilitate all our students, researchers and faculty members' valuable wealth of knowledge. Students and teachers pass through exciting experience of accessing IEL online database of IEEE that contains 1.7 million full text searchable journal articles, conference papers and IEEE standards. Students enjoy accessing business source elite collection of 1800+ e-journals and magazines through EBSCO database. They also view videos of all programs / courses brought out by the NPTEL through NPTEL's E-Vidya Media Streaming System.

a. Library Resources

SL. No	Description	Quantity
1	Print Books	63,988
	Print Journals	28
2	e-books	13,139
3	e-Journals	21,988
4		
5	Important Data bases: IEL- titles of journals IEL-Conference volumes; IEL Standards-; Springer (Applied Sciences) – Springer (Civil & Mechanical Engg) - J-Gate(Engg)- J-Gate (Social Sciences & Mgmt) – K - Nimubs Digital Library – ASCE – EBSCO -	 273 6514 3043 623 57 4200 4400 12000 35 400

118 Computer Systems with Internet Connectivity

Anti-Plagiarism Software 'Turn -it – in'

b. Library Services

- Web OPAC (Online Public Access Catalogue)
- Circulation Services
- Reference Services
- Book Bank Facility
- SC / ST Book Facility
- REVA University E-Question Papers
- REVA University Publications
- Audio- Visual Services
- Internet Browsing
- NPTEL E-Learning Services
- Photocopying Services
- Resource Sharing (Inter Library Loan Services)
- User Education
- News Paper Clipping Service
- Incentives - Those who secure first class with distinction.

c. Library staff:

Chief Librarian	:	1
Assistant Librarians	:	4
Technical Assistant	:	1
Library Assistants	:	3
Supporting staff	:	6

d. Expenditure on Library Resources 2014-15

Sl. No	Description	Amount (Rs. in Lakhs)
1	Books	48.96
2	Journals	1373372
3	Newspapers & Magazines	40214
4	Binding, Printing & Xerox	24560
5	Miscellaneous	214326
	Total	65,48,336

8. COMPUTER AND INFORMATION TECHNOLOGY DIVISION

Computer and Information Technology Division has been established for the purpose of planning, implementing, managing and maintaining the technology applications in the University. The division also incorporates business applications, undertakes evaluations and recommends information technology software and systems. The division is headed by the well qualified and experienced Software Engineer supported by qualified technical staff.

The University has deployed VMware technology for all its applications. These include:

- Data center/server virtualization (shared cluster storage)
- Desktop virtualization
- 500 VDI Machine's with horizon 6.2 deployed as under:
 1. School of Architecture - Automated Desktop Pool (linked clone of 80 VM's) Floating using 3d graphic design
 2. School of Civil Engineering - Automated Desktop Pool (linked clone of 72 VM's) Floating for cad design.
 3. School of C & IT - Automated Desktop Pool (linked clone of 144 VM's) Floating with Linux and Windows Platform.
 4. Central Library - Automated Desktop Pool (linked clone of 84 VM's) Floating for cad design.
- Data security (shadow copy, daily server backup)
 - Each building in the campus is connected using single mode fiber channel.
 - User login secured and administered centrally
 - User level security with active directories has been synchronized with hardware fire wall.
 - Ease of use of administrative and academic purposes is ensured through optimization.

REVA University has been awarded as Digital Academy for the year 2016 by VMware Technologies Pvt. Ltd.,

The division undertakes overall responsibility of Servers and systems. Some of the important servers the university possesses are as under:

- **Moodle server** – Overall managing Moodle server in the campus, conducting Quiz, online examination. We are implementing in School of Electronics and Communication for M. Tech. Students.
- **ERP Server** – Office automation systems in Reva Campus.
- **Tally Server** – Maintaining Tally Server in account for maintaining the overall Reva Campus, Sanjay Nagar and Ganganagar Campus accounts. With Centralization
- **OS Ticket** – Using OS Ticketing system for helping end uses in Reva Campus like technical support and electrical support.
- **Firewall** – Integrated with AD user based internet browsing for end users
- **NFS Server (File Sharing System)** – Overall managing file sharing system in the campus, adding new software's & deleting old software's, accessing permission to software's users. Managing IT Support.
- **Antivirus Server (K7 Antivirus)** – Overall managing antivirus server in the campus, Managing K7 technical support team. Every week scanning the Antivirus. Updated Antivirus virus definitions and Windows Updates when required.
- **CC Camera**– Overall managing video camera server in the campus, right now we are using one camera in the campus road. Manage & recording the video files in the video camera server.
- **LibSoft server for Library** – Overall managing libsoft server in the campus. Adding Static IP's & communication with Libsoft technical support team.

The division also undertakes overall responsibility of REVA Web domains (revainstitution.org, revauniversity.org, reva.edu.in, reva.ac.in)

- a. Manage C Panel :** Managing C panel of above mentioned domains including adding sub-domain, deleting sub-domain, link communication between mails & domains in the globally live set up.
- b. Renewal of domain:** Managing & renewal of web domains time to time, making live in the global including documents preparation for renewal process.

Further, the division is responsible for procurement and maintenance of systems, printers, scanners & projectors and all IT gadgets required by various administrative and teaching departments of the University.

The division provides also Networking Support as per the requirement of various Schools with the coordination of Construction and Network Team. It also has the responsibility of the following:

- a. Wifi Network in REVA Campus
- b. Maintenance of REVA Email Admin Console
- c. Systems & printers Repair Support
- d. Technical support for Staffs & Students
- e. Coordinating and facilitating IT requirements to Placement drive from various companies
- f. Conducting online Exams including GATE Exam, CMAT Exam, MAT Exam, COMED-K, REVA University entrance examinations for admissions to Engineering, Management, Law, Architecture and PhD in the campus.
- g. Making arrangements of systems; arrangement of human resource for the online examination, receiving online exam materials & dispatching the materials.
- h. Conducting online exams of TCS and other companies in the REVA Campus.

9. UNIVERSITY EVENTS: HIGHLIGHTS OF THE YEAR

The university organized regular academic programs such as workshops, seminars, conferences, and brain storming sessions on various topics of current interests. The University celebrated special days of national interest to inculcate patriotism, professionalism and commitment to society and to encourage students to participate in community development programs, social activities etc. one of the most exciting and important event organized by the REVA University is Founder's Day Celebration organized on 6th January of every year. Apart from variety of events including special lectures by eminent personalities organized on this day, REVA University presents 'Life Time Achievement Award' to successful personalities who have made mark in their field of work. This award carrying a citation and cash amount is instituted to recognize the services of teachers, researchers, scientists, entrepreneurs, social workers and such others who have contributed richly for the development of the society and progress of the country. The first "REVA Life Time Achievement Award" for the year 2015 has been awarded to Shri. Kiran Kumar, Chairman ISRO on the occasion of Founder's Day Celebration, 6th January, 2016. One more important event is the "Smt. Rukmini Shyama Raju Memorial Endowment Lecture on Women Empowerment" organized on the occasion of International Women's Day. This lecture is a part of the lectures organised under Smt. Rukmini Shyama Raju Memorial Endowment Lecture series on Women Empowerment. During the year 2015, Dr. Shalini Rajneesh, IAS The Principal Secretary to Govt. of Karnataka delivered the special lecture under this Empowerment on 29.09.2015. Some of the other events organized throughout the academic year 2015-16 are listed below:

Table-21
Events organized during the academic year 2015-16

Sl. No	Date	Description of the Program
1.	19.05.2015	Council of Architecture Committee visit
2.	06.06.2015	Grand Alumni Meet
3.	21.06.2015	1st International Day of Yoga
4.	13.06.2015	Commencement of B.Com, BBA, BCA programs
5.	13.06.2015	Faculty Induction Program from 13th to 15th July,15
6.	05.08.2015	Inauguration of first year B.Tech Program
7.	10.08.2015	World Biofuel Day 2015
8.	15.08.2015	Independence Day celebration
9.	05.09.2015	Teachers Day Celebration and Ethnic Day
10.	12.09.2015	Blood Donation Drive
11.	15.09.2015	Engineer's Day
12.	23.09.2015	Skill Development Center - Certification workshop on App Design Prototyping
13.	29.09.2015	Smt. Rukmini Shyama Raju Memorial Endowment Lecture Series on WOMEN EMPOWERMENT – Chief Guest Dr. Shalini Rajneesh. IAS., Principal Secretary, Dept. of Backward Classes and Welfare GoK, Bengaluru

14.	9th to 10 th October, 2015	Workshop on Industrial Automation (Interdisciplinary), School of Electronics and Communication Engineering.
15.	9th to 10th October, 2015	Workshop on MATLAB Tools for Analysis and Computations in Engineering – School of Mechanical Engineering.
16.	14.10.2015	VMWARE IT Academy “2-Days Faculty Development Program on Data Center Virtualization-Fundamentals” – School of Computing and Information Technology.
17.	15.10.2015	Inauguration of Annual Athletic Meet 2015.
18.	17.10.2015	Inauguration of CAED IN 24 HOURS – School of Mechanical Engineering
19.	17.10.2015	PG Fresher’s Day
20.	20.10.2015	AVARAN – Orientation Program – School of Architecture and School of Legal Studies.
21.	28.10.2015	Inauguration of Forum TECHBEATZ – School of Computer Science and Applications
22.	29.10.2015	National Workshop on –DEVICE DRIVER PROGRAMMING ON LINUX PLATFORM – School of Electronics and Communication Engineering
23.	30.10.2015	FIRST REVA SUMMIT -2015
24.	01.11.2015	RAJYOTSAVA Celebration – Chief Guest Sri.H.Siddaiah, Former Commissioner, BBMP & Principal Secretary Higher Education, GOK, Bengaluru
25.	01.11.2015	REVA-Vestian Corporate Cricket Tournament Final
26.	07.11.2015	A Workshop on painting exclusively for teachers – School of Architecture
27.	04.12.2015	One day conference –“CREATING FUTURE ENTREPRENEURS” – School of Commerce and Management.
28.	07.12.2015	Inauguration of PRIDE FOREVER – REVA University Brand Store
29.	19.12.2015	One Day Workshop on LaTeX – An Efficient Documentation Tool, School of Computer Science and Applications - MCA
30.	02.01.2016	Release of REVA Summit Document – Chief Guest, Dr. G.Sateesh Reddy, Scientific Advisor, Ministry of Defense Govt. of India.
31.	04.01.2016 to 07.01.2016	Four Day Workshop on Matlab Tools for Analysis and Computations in Engineering, School of Mechanical Engineering.
32.	06.01.2016	Founder’s Day Awardee, Shri A.S.Kiran Kumar, Chairman ISRO 1.Chief Guest, Shri Shyam Chetty, Director, NAL 2.Guest of Honour, Shri K.Srinivasa Raju, IAS, Joint 3.Executive Officer, Tirumala Tirupati Deasthanams
33.	26.01.2016	Republic Day Celebrations – Chief Guest Padmabhushan Shri K. Radhakrishnan, Former Chairman, ISRO.
34.	27.01.2016	Faculty Development Program on – Research Methodology – School of ECE
35.	27th to 29 th Jan, 2016	“Recent Trends and Technological Advances in Renewable Energy Resources for Future Energy Security in India” – School of EEE
36.	29.01.2016	National Conference on – Disruptive Innovations in Businesses – Lessons for Industry and B-Schools – Chief Guest Mr. Abhinay

		Choudhari, Co-founder & Head of New Initiatives at Bigbasket.com
37.	01.02.2016	One day workshop on – “Importance of Cyber Security and Intellectual Property Rights: Issues and Challenges – School of Legal Studies.
38.	6th & 7th Feb, 2016	Achieving Personal Excellence through Bhagavad-Gita – for Students, Teachers and Parents – Swami Sukhabodhananda
39	10.02.2016	Workshop on Ethical Hacking “HACK-X-PILOT” by School of Computing and Information Technology & School of Electronics and Communication Engineering.
40	13.02.2016	A Day with Hostelites
41	17.02.2016	Inauguration of New Block of RU -2 and Interaction of students and staff with Bharat Ratna – Prof. C N R Rao – release of Vision for Research and Development
42	18th and 19.02.2016	A Two Day Workshop on ANDROID APPLICATION DEVELOPMENT – School of Computing and Information Technology.
43	01st and 2nd March, 2015	“Digital System Design using FPGA” – School of ECE
44	20.02.2016	Press conference on SAP Program – Director – University Industry Interaction and Skill Development Center.
45	05.03.2016	Technology Awareness program on Advanced Testing of Inplace Concrete – School of Civil Engineering.
46	08.03.2016	Smt. Rukmini Shyama Raju Endowment lecture series on Women Empowerment – Address by Dr. J Manjula, Director General DRDO.
47	08.03.2016	International Women’s Day Celebration-2016 – “Women’s Role in Scientific and Social Development”.
48	18.03.2016	Inauguration of “Industrial Skill Development Programs for Science Graduates” – School of Chemical & Biological Sciences. (Chief Guest Ms. Priyanka Arora, Zonal Head, Karnataka, Apollo Medskills Ltd.
49	18.03.2016	Inauguration of Smt. Rukmini Shyama Raju Memorial T20 Cricket Tournament.
50	22.03.2016	Inauguration of “Preethish Memorial Blood Donation Camp” – School of Mechanical Engineering – Chief Guest Mr. Vijay Raghavendra, Kannada Film Actor.
51	31st March, 1st April and 2nd April, 2016	Inauguration of REVAMP’16 – A National Level Techno-Cultural, Management and Sports Extravaganza – Chief Guest Mr. Pravin Godkhindi, Flutist, Ms. Umashree, Minister for Women and Child Welfare and Kannada & Culture.

10. UNIVERSITY GOVERNANCE

The University has constituted various authorities of the University as provided in the REVA University Act, 2012. The constitution of these authorities are furnished as under:

BOARD OF GOVERNORS

Sl. No.	Name	Status
1	Dr. P. Shyama Raju Founder and Chancellor, REVA University and Chairman, Rukmini Educational Charitable Trust	Chairperson
2	Prof. V.G. Talawar Vice Chancellor	Member
3	The Addl. Chief Secretary to Govt. of Karnataka Department of Higher Education, Bengaluru	Member
4	Principal Secretary to Government of Karnataka, Department of Medical Education, Bengaluru	Member
5	Dr. Chidananda Gowda Former Vice-Chancellor, Kuvempu University, (Nominee of the Government of Karnataka)	Member
6	Shri. Satyananda Mishra, I.A.S Former Secretary to Govt. of India and Chief Information Commissioner, and Nominee of the University Grants Commission	Member
7	Shri. Bhaskar N Raju Trustee (Nominee of the Rukmini Educational Charitable Trust)	Member
8	Smt. Tanisha U Raju Trustee (Women Nominee of the Rukmini Educational Charitable Trust)	Member
9	Dr. M. Dhanamjaya Registrar	Member Secretary

BOARD OF MANAGEMENT

Sl. No.	Names	Status
1	Prof. V G Talawar Vice – Chancellor	Chairperson
2	Sri. Umesh S Raju Trustee (Nominee of Rukmini Educational Charitable Trust)	Member
3	Smt. Arathi B Raju Trustee (Nominee of Rukmini Educational Charitable Trust)	Member
4	Prof. N. Ramesh Dean, School of Science and Technology	Member
5	Prof. S.Y. Kulkarni Dean, School of Engineering and Technology	Member
6	Dr. P. Ramachandra Registrar (Evaluation)	Member
7	Dr. M. Dhanamjaya Registrar	Member Secretary

FINANCE COMMITTEE

Sl. No.	Names	Status
1	Dr. P. Shyama Raju Founder and Chancellor, REVA University and Chairman, Rukmini Educational Charitable Trust	Chairperson
2	Sri. Bhaskar N. Raju Trustee (Nominee of the Rukmini Charitable Trust)	Member
3	Dr. V .G. Talawar Vice-Chancellor	Member
4	Dr. M. Dhanamjaya Registrar	Member
5	Dr. P. Ramachandra Registrar (Evaluation)	Member
6	Sri. K.G. Gadiyar Finance Officer	Member Secretary

ACADEMIC COUNCIL

Sl. No	Name	Status
1	Prof. V G Talawar Vice Chancellor	Chairperson
2	Dr. M Dhanamjaya Registrar REVA University	Member Secretary
3	Dr. P. Ramachandra Registrar (Evaluation)	Member
Deans of Faculties		
4	Dr. S Y Kulkarni, Dean of Engineering and Technology	Member
5	Dr. N Ramesh Dean, Faculty of Science and Technology.	Member
6	Prof. Narayana Reddy Dean, Faculty of Commerce and Management Studies	Member
7	Payel Dutta Chowdhury Dean, Faculty of Arts and Humanities	Member
8	Prof. Jagadeesh Chandra B.S Dean, Faculty of Architecture	Member
9	Prof. Neha Mishra Dean, Faculty of Law	Member
10	Dr. Rajashekar N Dean, Faculty of Education	Member
Three Directors of Schools		
11	Dr. Sunil Kumar Manvi Director, School of Computing and Information Technology	Member
12	Dr. R C. Biradar Director, School of Electronics and Communication Engineering	Member
13	Dr. Ramalinga Reddy Director, School of Civil Engineering	Member
Four Professors		
14	Dr. T Krishna Rao Director, School of Mechanical Engineering	Member
15	Dr. P Shivananda Director, School of Basic Sciences	Member
16	Prof. Shubha A Director, School of Commerce	Member
17	Prof. Beena G Professor, School of Arts & Humanities	Member

ACADEMIC COUNCIL contd...

Sl. No	Name	Status
<i>Three Associate Professors</i>		
18	Sri. Sudhakar Rao P	Member
19	Dr Vishu Kumar	Member
20	Dr Sakthivel Kandaiah	Member
<i>Three Eminent persons from Industry, R & D and Commerce</i>		
21	Sri. Anantha Krishna Karnataka Bank Private Limited	Member
22	Dr. Sridhar Mitta Next Wealth Entrepreneurs	Member
23	Sri. Raghuram B R Senior Consultant, DivyaSree Group of Companies	Member
24	Dr. B.P. Divakar Director, Research and Innovation Council	Member
25	Dr. P S Venkataramu, Director Internal Quality	Member
26	Dr. Kiran Kumari Patil Director University Industry Interaction Centre	Member
27	Smt. S Saraswathi Librarian	Member
28	Sri. Deepak C S Director-Physical Education	Member

RESEARCH AND INNOVATION COUNCIL

Sl. No.	Name	Status
1	Dr. V. G. Talawar Vice Chancellor	Chairperson
2	Dr. B.P.Divakar Dean of Research and Innovation	Member Secretary
3	Dr. S.Y.Kulkarni Dean, Faculty Engineering & Technology	Member
4	Dr. N. Ramesh Dean, Faculty of Science & Technology	Member
5	Dr. Payel Dutta Chowdhury Dean, Faculty of Arts and Humanities	Member
6	Dr. Narayana Reddy Dean, Faculty of Commerce & Management Studies	Member
7	Dr. P.S. Venkataramu Director, Internal Quality	Member
8	Dr. Sunil Kumar Manvi Director, School of Computing and Information Technology	Member
9	Dr. Ramalinga Reddy Director, School of Civil Engineering	Member
10	Dr. R.C.Biradar Director, School of Electronics and Communication Engineering	Member
11	Dr. Rajashekar Mandi P Director, School of Electrical and Electronics Engineering	Member
12	Dr. Sharanappa Godignur Professor, School of Mechanical Engineering	Member
10	Dr. M. Dhanamjaya The Registrar	Member
11	Prof. P. Ramachandra The Registrar (Evaluation)	Member

INTERNAL QUALITY ASSURANCE CELL (IQAC)

Sl. No.	Name	Status
1.	Dr. V.G. Talawar Vice-Chancellor	Chairperson
2.	Dr. P.S. Venkataramu Director-Internal Quality	Member Secretary
One Representative from the Management		
3.	Smt. Tanisha U Raju, Trustee	Member
Six Senior Officers of the University		
4.	Dr. M. Dhananjaya Registrar	Member
5.	Dr.S.Y.Kulkarni Principal Director	Member
6.	Dr. N. Ramesh Director-Planning	Member
7.	DrDivakarB.P. Dean Research & Innovation Council	Member
8.	Dr. Ramachandra.P Registrar (Evaluation)	Member
9.	Director-CCTP	Member
Two Members from Industries		
10.	Mr. Raghuram B.R Sr. Consultant-M/s. DivyaSree Co. Ltd	Member
11.	Mr. Sundar K. S Associate Vice President & Senior Lead Principal, Education, Training & Assessment, GEC, Infosys Limited, Mysore	Member
Two Members from the Alumni		
12.	Mr. D.S Manjunath, Sr. Engineer, CISCO Systems, Bangalore	Member
13.	Mr. Rajesh K, Aspire Woods Pvt. Ltd, Bangalore	Member
Seven Members from the University		
14.	Dr. Jagadeeshwaran.N. School of Mechanical Engineering	Member
15.	Prof. Bijay Kumar Jyotishi School of Computing and Information Technology	Member
16.	Prof. Prem Swaroop Reddy, School of Civil Engineering	Member
17.	Dr. Vishu Kumar, School of Physical Sciences	Member
18.	Prof. Beena. G. School of Arts & Humanities	Member
19.	Prof. Shubha. A. School of Commerce & Management Studies	Member
20.	Prof. Neha Mishra School of Legal Studies	Member

11. UNIVERSITY OFFICERS

Sl. No.	Name	Designation
1.	Dr. P. Shyama Raju	The Chancellor
2.	Dr. V.G. Talawar	The Vice-Chancellor
3.	Dr. S.Y. Kulkarni	The Pro-Vice Chancellor
4.	Dr. M. Dhanamjaya	The Registrar
5.	Mr. K. G. Gadiyar	The Finance Officer
6.	Dr. S.Y. Kulkarni	The Dean, Faculty of Engineering and Technology
7.	Dr. N. Ramesh	The Dean, Faculty of Science and Technology and Director- Planning
8.	Dr. Narayana Reddy	The Dean, Faculty of Commerce and Management Studies
9.	Dr. Payel Dutta Chowdhury	The Dean, Faculty of Arts and Humanities
10.	Prof. N. Rajashekara	The Dean, Faculty of Education
11.	Dr. B.P.Divakar	The Dean, Research and Innovation Council
12.	Dr. P. Ramchandra	The Registrar (Evaluation)
13.	Dr. P.S.Venkataramu	Director, Internal Quality
14.	Dr. Kiran Kumari Patil	Director, Skill Development and University- Industry Interaction Center
15.	Ms. Divya P	Career Counseling, Training and Placement (CCTP) Center
16.	Col. Nataraj Kuppasad	General Manager – Administration

12. MEETINGS OF THE AUTHORITIES

Sl. No.	Date	Description of the Meeting
Board of Governors		
1	24.08.2015	Board of Governors Meeting
2	20.01.2016	Board of Governors Meeting
3	23.03.2016	Board of Governors Meeting
Board of Management		
4	13.08.2015	Board of Management Meeting
5	13.01.2016	Board of Management Meeting
Finance Committee		
6	30.05.2015	Finance Committee Meeting
7	21.09.2015	Finance Committee Meeting
8	05.12.2015	Finance Committee Meeting
9	11.03.2016	Finance Committee Meeting
Fee Regulation Committee		
10	11.05.2015	Fee Regulation Committee meeting
11	20.05.2015	Fee Regulation Committee meeting
12	23.05.2015	Fee Regulation Committee meeting
13	29.02.2016	Fee Regulation Committee meeting
Academic Council		
14	13.08.2015	Academic Council Meeting
15	13.01.2016	Academic Council Meeting
Meetings of the Faculties		
16	10.08.2015	Faculty of Engineering and Technology
17	10.08.2015	Faculty of Science and Technology
18	10.08.2015	Faculty of Commerce and Management Studies
19	10.08.2015	Faculty of Arts and Humanities
Boards of Studies		
20	12.08.2015	Board of Studies in Electrical and Electronics Engineering
21	08.07.2015	Board of Studies – Commerce & Management Studies
22	04.07.2015	Board of Studies – Arts & Humanities
23	12.02.2016	Board of Studies – Chemical and Biological Sciences

13. Statutes and Regulations approved by the Authorities during the Year 2015-16

Sl. No.	Particulars	Date of Approval
	1. STATUTES	
01	REVA University Statutes relating to Appointment, Powers and Functions of Vice-Chancellor	24.08.2015
02	REVA University Statutes relating to Appointment, Powers, Duties and Responsibilities of Registrar	24.08.2015
03	REVA University Statutes relating to Duties and responsibilities of Deans of Faculties	24.08.2015
04	REVA University Statutes relating to roles and responsibilities of Teachers	24.08.2015
05	REVA University Statutes relating to roles and responsibilities of the Directors of Schools and Studies	24.08.2015
06	REVA University Statutes relating to Constitution and Function of the Internal Quality Assurance Cell (IQAC), 2015	24.08.2015
07	REVA University Statutes relating to Establishment of School of Architecture, 2015	24.08.2015
08	REVA University Statutes relating to Establishment of School of Legal Bodies, 2015	24.08.2015
09	REVA University Statutes relating to Constitution and function of the Women Grievance Redressal Cell (WGRC), 2013	24.08.2015
10	REVA University Statutes relating to Constitution and function of the General Grievance Redressal Cell (GGRC), 2013	24.08.2015
11	REVA University Statutes Relating To Formation of the Boards of Examiners and Their Functions, 2015.	20.01.2016
12	REVA University Statutes relating to Declaration of some Officers and Officers of the University and their roles and responsibilities	20.01.2016
13	REVA University Statutes relating to Convocation for Conferring Degrees	20.01.2016
14	REVA University Statutes relating to Employee Attraction and Retention Policy	23.03.2016
15	REVA University Statutes relating to Governing Sensitization to, Prevention of, and Redressal for Sexual Harassment (SPARSH), 2016	23.03.2016
	II. REGULATIONS	
01	REVA University Regulations pertaining to Malpractices and Lapses in the University Examinations, 2015	06.04.2015
02	REVA University Regulations Relating to Academic Process -2015	01.09.2015

14. SUMMARY OF ACCOUNTS

The accounts for beginning from 1st April, 2015 and ending on 31st March, 2016 were prepared in detail and got audited by the Chartered Accountants, namely P. Mohan Raju & Co, Bangalore. Following are the schedules forming part of the statement of accounts.

Schedules forming part of the Audited Accounts for the year ended 31st March, 2016

- 1. Income and Expenditure for the year ended 31st March, 2016**
- 2. Balance Sheet as at 31st March, 2016**
- 3. Schedule of Fixed Assets as on 31st March, 2016**

REVA UNIVERSITY
S NO. 222,226 & 227, Kattigenahalli, Jalahobli,
Yelahanka, Bangalore - 64

INCOME AND EXPENDITURE ACCOUNT FOR THE YEAR ENDED 31ST MARCH'2016

EXPENDITURE	AMOUNT	INCOME	Rs. AMOUNT
TO Finance Cost	110,763,530.17	By Tuition and Other Fees From Students	
" Interest on Term Loan A/c.0001	8,710,068.00	" ACADEMIC RECEIPTS	451,084,878.00
" Interest on Term Loan A/c.3092	-	" Tuition/Admission Fee	448,065,229.00
" Interest on Term Loan A/c.3171	-	" Term End Examination Fee	-
" Interest on Term Loan A/c.3310	-	" Other Fees	
" Interest on Term Loan A/c.3357	14,298,506.00	" Change of Branch Fee	420,000.00
" Interest on Term Loan A/c.0462	80,204,692.00	" Common Breakage Fee	334,485.00
" Interest on Term Loan A/c.0503	-	" Registration Fee	200.00
" Interest on DPN Loan A/c .01/2	2,370,308.00	" Fine/Miscellaneous Fee	236,050.00
" Interest on DL	-	" Identity Card Fee	-
" Interest on PSTL	-	" Other Fee Receipts	-
" Interest on Term Loan Kotak	423,497.27	" Provisional Admission	219,744.00
" Interest on HDFC Loan	-	" Transportation Fee Collection - RISM	-
" Interest on Vehicle Loan ICICI	14,988.40	" Transportation Fee Collection - RITM	-
" Interest on Others	-	" Transportation Fee Collections - (RU)	1,567,675.00
" Interest on OD	-	" Uniform Fees	241,495.00
" Processing Fee/Bank Charges	4,741,470.50	"	
Employee Remuneration and Benefits	185,586,516.00	" HOSTEL RECEIPTS	
" Contribution to ESI	845928.00	" Hostel Fee -RU	-
" Contribution to Provident Fund	6492578.00	" Hostel Fee - RITM	-
" Earned Leave Encashment	141810.00	" Hostel Fee - RISM	-
" Gratuity	13714700.00	" Hostel Fee - RITU	-
" Honorarium	144000.00	"	
" PF Administrative Expenses	853635.00	" Sale of Publications	1,194,031.36
" Salaries & Wages	162057828.00	" Application Fee	1,194,031.36
" Staff Welfare Expenses	1336037.00	"	
Institution Running and Maintenance Expenses		" Other Income	17,687,455.00
" ACADEMIC EXPENSES	21,013,975.00	" Bank Charges Received	-
" Laboratory Expenses	942470.00	" Hire Charges of Convention Center	470,216.00
" Membership Fee	456675.00	" Hire Charges of Ply Ground	-
" Payment to Visiting Faculty	1080585.00	" Hostel Guest/Staff	-
" Registration Expenses - Staff	34500.00	" Hostel Room/Staff Qtrs Rent	2,588,600.00
" Seminar/Workshop	959946.00	" Interest on Fixed Deposits	13,896,949.00
" Students Welfare	50000.00	" Interest OnStaff Loans	104,325.00
" Subscription Expenses	17489799.00	" Other Receipts	382,015.00
" University / Education Board Payments	-	" Rent Received	-
" ADMINISTRATIVE EXPENSES	9,967,966.00	" Sale of Old News Papers	245,350.00
" Administration Exp	3113214.00	" Dividend	-
" BOS Expenses	391311.00		
" Conveyance	55740.00		
" Food Expenses	21553.00		
" Hire Charges	71250.00		
" INSURANCE Studnets	1224362.00		
" Donesation	-		
" Interest on PT/TDS Delayed Remitta	201178.00		
" Postage & Courier Charges	500.00		
" Professional Charges	715861.00		
" Property Tax	2200000.00		
" Remuneration	-		
" Rent Payable	532000.00		
" Travelling Expenses	1434447.00		
" Website Designs	6550.00		
" FUNCTIONS/CULTURAL	5,071,783.00		
" Founder's Day Expenses	1247260.00		



" Functions and Others Expenses	2544023.00			
" Graduation Day Expenses	1280500.00			
" REVAMP Expenses		28,595,283.00		
" GENERAL EXPENSES				
" Internet Charges	2728733.00		" Excess of Income over Expenditure	(21,663,747.61)
" Pooja Expenses	2019134.00			
" Power Charges	11986167.00			
" Printing & Stationery	11861249.00			
" Security Charges				
" Water Charges				
" INSURANCE		425,983.00		
" INSURANCE- BUILDING	425983.00			
" Insurance Other		467,982.00		
" Library (Journal, Books, News Papers,)				
" Journals	431306.00			
" News Papers & Magazines	36676.00			
" Library Maintenance		56,229,252.00		
" Marketing/Branding / Advertisement				
" Advertisement Charges	31835585.00			
" Consultation Fee	600000.00			
" Digital Activities	3324424.00			
" Incentive	15103000.00			
" Promotional Expenditure	1912743.00			
" Sponcership Fee	3453500.00			
" PLACEMENT EXPENSES	35632.00	35,632.00		
" REPAIRS & MAINTENANCE		3,341,551.50		
" AMC Charges	154072.00			
" Cleaning Charges	22800.00			
" College Maintenance	1793954.50			
" Computer Maintenance	822041.00			
" Electrical Maintenance	23571.00			
" Garden Maintenance	205170.00			
" Generator Maintenance				
" House Keeping Expenses	108730.00			
" Repairs & Maintenance- Civil	211213.00	190,758.08		
" Telephone Charges	190758.08	92,838.00		
" TRANSPORTATION EXPENSES				
" Fuel Vehicles	30009.00			
" Insurance Vehicle	12633.00			
" Vehicle Maintenance	50196.00			
" Sports Expenses	875113.00	875,113.00		
" Depreciation on Capital	(273,450.00)			
" Depreciation on Fixed Assets	25,917,904.00	25,644,454.00		
		448,302,616.75		448,302,616.75

Dated: 05 Oct'2016
Bangalore.

For RUKMINI EDUCATIONAL CHARITABLE TRUST

(P.SHYAMA RAJU)
CHAIRMAN.



For P.MOHAN RAJU & CO.
CHARTERED ACCOUNTANTS

(P.MOHAN RAJU)
PROPRIETOR.
Mem No.202947

[illegible]

Dated: 05 Oct'2016
Bangalore.

For RUKMINI EDUCATIONAL CHARITABLE TRUST.

For P. MOHAN RAJU & CO.
CHARTERED ACCOUNTANTS

(P. MOHAN RAJU)
PROPRIETOR.
Mem No.202947



(P.SHYAMA RAJU)
CHAIRMAN.

SCHEDULE OF FIXED ASSETS AS ON 31-03-2016

REVA UNIVERSITY

Sl. No.	Particulars	Bal. as on 01-04-2015	Additions during the year Upto 30-09-2015 After 30-09-2015	Deletions	Total	Rate of Dep.	Depreciation	WDV as on 31.03.2016
1	Land				0.00		0.00	0.00
2	Buildings Under Const.	39,724,561.62	63,726,324.00	194,941,415.73	293,129,666.73		0.00	5,262,634.62
3	Buildings	0.00	0.00	293,129,666.73	293,129,666.73	5%	7,328,242.00	285,801,424.73
4	Office Equipments	246,850.00	1,202,250.00	3,046,540.00	4,495,640.00	15%	445,856.00	4,049,784.00
5	Computers & Peripherals	684,111.00	18,532,877.00	13,674,196.00	32,891,184.00	60%	15,632,452.00	17,258,732.00
6	Elec. Fittings & Equipments	1,442,868.00	1,318,685.00	2,021,126.00	2,145,309.00	15%	170,212.00	1,975,097.00
7	Lab Equipments	0.00	521,539.00	1,816,596.00	2,338,135.00	15%	214,476.00	2,123,659.00
8	Teaching Aids	0.00	0.00	385,120.00	385,120.00	15%	28,884.00	356,236.00
9	Furniture and Fixtures	0.00	0.00	3,314,201.00	3,314,201.00	10%	165,710.00	3,148,491.00
10	Generator	0.00	391,562.00	0.00	391,562.00	15%	58,734.00	332,828.00
11	Library Books	3,501,815.21	1,073,493.00	2,543,476.00	7,118,784.21	20%	1,169,409.00	5,949,375.21
12	Hostel Assets /Canteen Eq	0.00	0.00	0.00	0.00	15%	0.00	0.00
13	Vehicles	1,226,167.00	1,643,694.00	0.00	2,869,861.00	15%	430,479.00	2,439,382.00
14	Sports & Entertainment Equipment	0.00	0.00	0.00	0.00	15%	0.00	0.00
15	solar Heating Systems	0.00	0.00	0.00	0.00	15%	0.00	0.00
16	Research Equipment	0.00	0.00	911,500.00	911,500.00	60%	273,450.00	638,050.00
17	Machinery	0.00	0.00	0.00	0.00	15%	0.00	0.00
		46,826,372.83	85,773,054.00	515,783,837.46	293,129,666.73		25,917,904.00	329,335,693.56

Dated: 05 Oct 2016
Bangalore.

For RUKMINI EDUCATIONAL CHARITABLE TRUST

(P. SHYAMA RAJU)
CHAIRMAN.

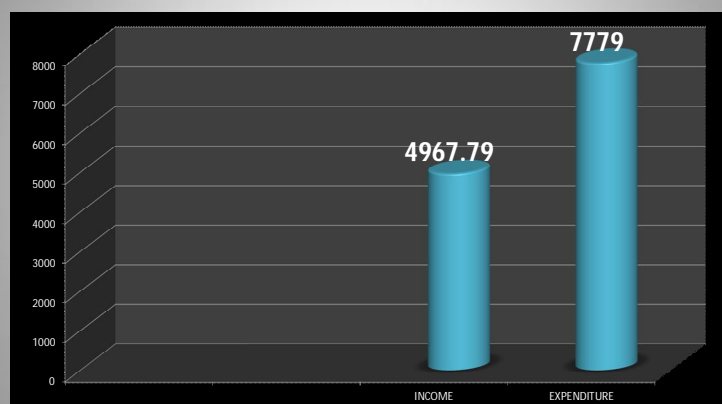
For P. MOHAN RAJU & CO.



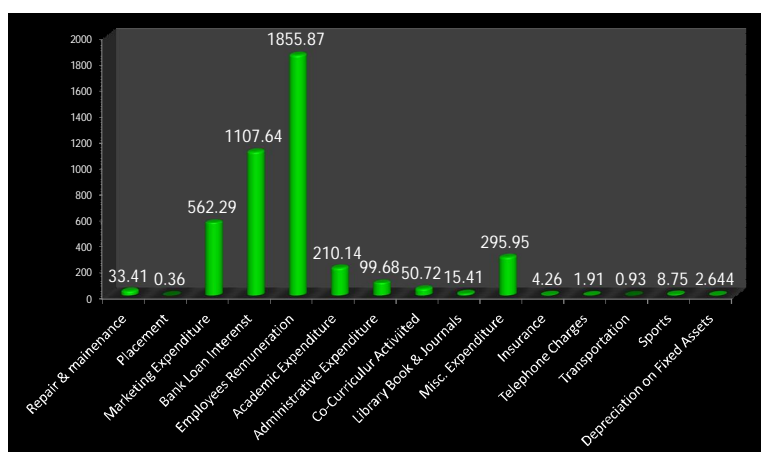
(P. MOHAN RAJU)
PROPRIETOR.

INCOME & EXPENDITURE

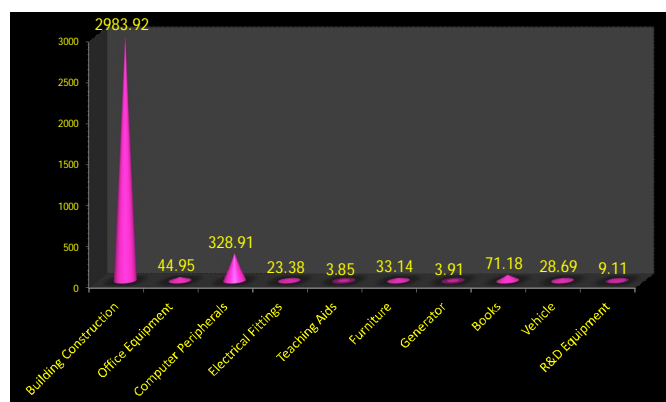
(in Lakhs)



Head wise Expenditure (Recurring)



Head Wise Expenditure (Capital)



Some Select Photo Snaps of Infrastructure and Events

Seminar Hall



Swachh Pakhwada Cleanliness Drive and Awareness Campaign by REVA Students



Yoga Day



Bhagavad Gita pravachana at REVA University



Students' Study Tour



Class Room



Computer Lab



School Library



Shubha Vidaaya



First REVA University Convocation

